



# CCFI

COMPLETE CONTRACT FURNITURE INSTALLATION LTD



**ULTRA PLUS** furniture for  
Extremely Challenging Environments



EXTREME  
DURABILITY



HEAVY  
DUTY



LEVEL 1-4  
CONSTRUCTION



Proudly Manufacturing in the UK

# WHAT MAKES US YOUR IDEAL CHOICE FOR FURNITURE?

## NEW FOR 2024

WE NOW MANUFACTURE ALL LOUNGE CHAIRS & SOFAS WITH HYGIENE GAPS TO ALLOW FLUIDS TO ESCAPE AND FOR EASY CLEANING.



(REAR OF UNDER SEAT CUSHION VIEW)



HYGIENE GAPS (UNDERNEATH VIEW)

BUY DIRECT FROM THE  
MANUFACTURER

EXPERIENCED & FRIENDLY  
STAFF

GUARANTEED DELIVERY  
DATES

FREE ON-SITE  
DEMONSTRATIONS/  
CONSULTATIONS

STYLE, STRENGTH, COMFORT  
AND HONESTY

### FACTORY MADE TO YOUR REQUIREMENTS

#### Specification and benefits of Ultra Level 4

- MDF board fitted to replace springs in Seat, Back, Underside and Outside back for extra strength
- Loose or Fitted Cushions on most Models
- Tamper proof screws to ensure that the Furniture is not compromised during use
- Waterproof Fabrics, Fire Retardant to BS7176 2007 - CRIB 5

## FURNITURE BOARDING EXPLAINED

*All ultra plus furniture is boarded to Level 4*

This includes MDF board fitted to the seating section, outside back and underside to increase the strength and durability of all furniture.

Also available:

**Level 1** –Same frame with steel sprung seats for low risk environments.

**Level 2** –Boarded seats only recommended for challenging schemes.

**Level 3** –Boarded seats + Backs only recommended for challenging environments.

**Level 4** –Fully Boarded for extremely challenging environments.

### LEVEL 4



## Fully Boarded Specification

- Reversible Seat & Back Cushions
  - Fabric Fire Retardant to BS71762007-CRIB5
    - ◆ Anti Bacterial / Anti-Microbial Finish
- Brown & Grey Faux Leather Only

Also available with Standard Sprung  
Seat Specification for  
less challenging environments



EXPRESS Delivery



+400,000  
rubs

Martindale  
abrasion



REACH  
Compliant

REACH  
Compliant



Waterproof



Anti-bacterial  
Anti-Microbial



CRIB 5



Easy to Clean

+ VAT required to all prices shown

## Boston Fully Boarded Level 4 Specification



Tulsa Weighted  
& Boarded Tub Chair  
Shown in Grey

**ONLY**  
**£355.00**

+ VAT



WAS £595.00  
**NOW ONLY**  
**£515.00**

+ VAT

Boston Arm Chair

Shown in Brown



WAS £830.00  
**NOW ONLY**  
**£715.00**

+ VAT

Boston 2 Seater Sofa

Shown in Brown



WAS £1060.00  
**NOW ONLY**  
**£895.00**

+ VAT

Boston Arm Chair

Shown in Grey





# Sofa Range

Available with Loose or Fixed Cushions



Single Seater



Two Seater



Two and a half Seater



Three Seater

ANY  
CHAIR  
ANY  
FABRIC



Hertford

Ultra Plus Hertford Two Seater

OH 96cm OW 132cm SH 51cm SW 106cm SD 53cm



Sussex

Ultra Plus Sussex 2.5 Seater

OH 96cm OW 168.5cm SH 48cm SW 132.5cm SD 48cm



Arm Chair

2 Seater

2.5 Seater

3 Seater



Pembroke

Ultra Plus Pembroke Two Seater

OH 96cm OW 140cm SH 48cm SW 106cm SD 53cm



Montrose

Ultra Plus Montrose Two Seater

OH 96cm OW 140cm SH 48cm SW 106cm SD 53cm

NEW FOR 2024

Prices including  
Hygiene Gaps  
on all  
Sofas & Chairs



+ VAT required to all prices shown



# Sofa Range

Available with Loose or Fixed Cushions



Single Seater



Two Seater



Two and a half Seater



Three Seater



Cuban

Ultra Plus Cuban Two Seater

OH 100.4cm OW 135cm SH 50cm SW 100.6cm SD 56cm



Hilton

Hilton 2.5 Seater

OH 99cm OW 185cm SH 48cm SW 132cm SD 53cm

ANY  
CHAIR  
ANY  
FABRIC



Arm Chair

2 Seater

2.5 Seater

3 Seater



Geneva

Ultra Plus Geneva Two Seater

OH 96cm OW 137cm SH 48cm SW 106cm SD 53cm



Somerset

Ultra Plus Somerset Two Seater

OH 96cm OW 137cm SH 48cm SW 107cm SD 56cm



Arm Chair

2 Seater

2.5 Seater

3 Seater

+ VAT required to all prices shown





# Sofa Range

Available with Loose or Fixed Cushions

ANY  
CHAIR  
ANY  
FABRIC



Single Seater



Two Seater



Two and a half Seater



Three Seater



Chandler

Ultra Plus Chandler 2 Seater

OH cm OW cm SH cm SW cm SD cm



Arm Chair

2 Seater

2.5 Seater

3 Seater



Arm Chair

2 Seater

2.5 Seater

3 Seater



Montrose

Ultra Plus Montrose Arm Chair

OH 91cm OW 83cm SH 48cm SW 51cm SD 53cm

Shown with Fixed Backs



Arm Chair

2 Seater

2.5 Seater

3 Seater



Montrose

Ultra Plus Montrose 3 Seater

OH 91cm OW 185cm SH 48cm SW 153cm SD 53cm

Shown with Fixed Backs

NEW FOR 2024  
Prices including  
Hygiene Gaps  
on all  
Sofas & Chairs



COMING SOON

Mexi

Ultra Plus Mexi Two Seater

OH 100.4cm OW 135cm SH 50cm SW 100.6cm SD 56cm

+ VAT required to all prices shown



# Sofa Range

Available with Loose or Fixed Cushions

ANY  
CHAIR  
ANY  
FABRIC



Single Seater



Two Seater



Two and a half Seater



Three Seater



Hilton Chaise Sofa

Ultra Plus Hilton Chaise Sofa

OH 96cm OW 200cm SH 48cm SW 156cm SD 53cm

Corner Sofa



Somerset

Ultra Plus Somerset Corner Sofa with Coffee Table

Sizes Made to order

Price on Application



Melrose

Ultra Plus Melrose Arm Chair

OH 85cm OW 88cm SH 46cm SW 52cm SD 53cm

Shown with Fixed Backs & Seat



Arm Chair

2 Seater

2.5 Seater

3 Seater



Somerset

Ultra Plus Somerset Corner Sofa

Sizes Made to order

Price on Application

+ VAT required to all prices shown



# Lounge


Single Seater    Two Seater

NEW FOR 2024  
Hygiene Gaps on all Sofas & Chairs See Page 2


ANY CHAIR  
ANY FABRIC




Above Image from past order : London Bus Room



1.2m Bench



1.5m Bench



1.8m Bench

De-escalation Chair  
Ultra Plus De-escalation Chair  
OW 53cm OD 73cm OH 90cm

Chair



De-escalation Bench  
Ultra Plus De-escalation Bench  
Bench available | 1.2m | 1.5m | 1.8m sizes





LEVEL 4  
FULLY BOARDED

Arm Chair

Marlborough  
Marlborough Ultra Plus High Back Chair  
OH 107cm OW 79cm SH 51cm SW 46cm SD 48cm



LEVEL 4  
FULLY BOARDED

Arm Chair

Chester Mid-Back  
Chester Ultra Plus Mid Back  
OH 94cm OW 79cm SH 48cm SW 48cm SD 50cm







# Lounge

NEW FOR 2024

Hygiene Gaps on all Sofas & Chairs See Page 2

ANY  
CHAIR  
ANY  
FABRIC



Single Seater



Two Seater



Paris -Mid Back

Paris Weighted Mid-Back Arm Chair

OH 86cm OW 68cm SH 48cm SW 46cm SD 51cm



Arm Chair

2 Seater



Paris -High Back

Paris Weighted High Back Arm Chair

OH 96cm OW 68cm SH 48cm SW 46cm SD 51cm



Arm Chair

2 Seater



Sandhurst

Sandhurst Ultra Plus Mid Back Chair

OH 94cm OW 79cm SH 48cm SW 48cm SD 50cm



Arm Chair



Paris

Paris Weighted Arm Chair

OH 99cm OW 69cm SH 48cm SW 48cm SD 51cm



Arm Chair

2 Seater



# Lounge

NEW FOR 2024

Hygiene Gaps on all Sofas & Chairs See Page 2

ANY  
CHAIR  
ANY  
FABRIC



Single Seater



Two Seater



Chelsea Tub On Legs

Chelsea Ultra Plus Tub Chair

OH 73cm OW 73cm SH 47cm SW 48cm SD 48cm

Chair



Chelsea Tub to Floor

Chelsea Ultra Plus Tub Chair to Floor

Anti-Ligature

Chair



Martina

Martina Tub Chair

OH 79cm OW 71cm SH 48cm SW 46cm SD 46cm

Chair



Turin

Turin Ultra Plus Tub Chair

OH 81cm OW 69cm SH 51cm SW 46cm SD 48cm

Chair



Sloane

Sloane Ultra Plus Tub Chair

OH 78cm OW 59cm SH 48cm SW 46cm SD 46cm

Chair



Tulsa

Tulsa Tub Chair - **Brown or Grey ONLY**

OH 81cm OW 61cm SH 48cm SW 45cm SD 47cm

Chair





Single Seater



Two Seater

## Bean Bags



- Double Zip / Tamper proof to prevent bean spillage
- Breathable Base Cloth

Bean Bag Chair

Bean Bag

## Foam Footstalls



Bean Bag Chair

Foam Cubed Stool

Foam Drum Circular Stool

OH 43cm OW 43cm OD 43cm

OH 48cm Overall DIA 43cm

+ VAT required to all prices shown

## Bariatric Seating



Wentworth Dining Chair

Up to 81cm Seat Width



Barbrook with Wings

Up to 81cm Seat Width



Chester Arm Chair

Up to 81cm Seat Width



Somerset Arm Chair

Up to 81cm Seat Width

All Bariatric Chairs are designed to be Wider, Stronger and more Resilient than Standard Size Chairs.

Reinforcement allows for Bariatric Chairs to bear Weights of up to 50 Stone and can be manufactured up to a Width of 81cm which will allow for extra comfort for users.

All Bariatric Chairs are made to individual Sizes and specifications.

Many more designs and sizes available

# SPARTA PLUS TV Cabinets



Furniture that lasts...

Designed for the most challenging environments. To house modern TV's safely locked away from risk of abuse without reducing viewing quality.



Wall Mounted TV Unit (32") Medium

H104.5 x W88.5 x D27cm



Wall Mounted TV Unit (42") Large

H104.5 x W111.5 x D27cm



Wall Mounted TV Unit (50") Extra Large

H104.5 x D27cm

Wood Colour : Natural Nebraska



Wall Mounted TV Unit (32") Medium

H104.5 x W88.5 x D27cm



Wall Mounted TV Unit (42") Large

H104.5 x W111.5 x D27cm



Wall Mounted TV Unit (50") Extra Large

H104.5 x D27cm

Wood Colour : Venetian Walnut



## Specifications

- Fitted with 6mm clear polycarbonate safety screws
- Ventilated to reduce overheating & fully lockable



**EXTREME  
DURABILITY**

Wall Fixing Brackets supplied with ALL Units



# Coffee Table



Fusion Oak Coffee Table

H 45cm W 100cm D 50cm



Fusion Stone Coffee Table

H 45cm W 100cm D 50cm



Amsterdam Coffee Table

H 50cm W 115cm D 55cm



Bergen Coffee Table

H 50cm W 115cm D 55cm



Portland Stone Coffee Table

H 48cm W 100cm D 50cm



Nettle Coffee Table

H 45cm W 90cm D 45cm

# Contempo Range

## Contempo Coffee Table

The Contempo Coffee Table will meet the demands of most challenging environments. Manufactured to help eliminate potential risk, while also allowing you to create the homely modern feel that is so important for a resident's care.

- Heavy duty for the purpose of durability and safety
- Fixed shelf with reinforced fixings to prevent injury or misuse
- Strength and stability tested for extremely challenging environments



**HEAVY DUTY**



Contempo Oak Coffee Table

H 52cm W 100cm D 50cm



**HEAVY DUTY**

Contempo Oak Coffee Table

H 52cm D 70cm




# Bistro Table Range

## Titan

## Hudson



Titan Base Shown with Square Top



Hudson Base Shown with Square Top

Many more sizes  
available

Prices Include Table Top & Base



Round (Price including  
Base & 25mm Tops)

60cm  
70cm  
80cm  
90cm



Square (Price including  
Base & 25mm Tops)

60cm  
70cm  
80cm  
90cm



Rectangular (Price including  
Base & 25mm Tops)

110 x 70cm  
120 x 80cm  
140 x 70cm  
150 x 80cm



Round (Price including  
Base & 40mm Tops)

60cm  
70cm  
80cm  
90cm



Square (Price including  
Base & 40mm Tops)

60cm  
70cm  
80cm  
90cm



Rectangular (Price including  
Base & 40mm Tops)

110 x 70cm  
120 x 80cm  
140 x 70cm  
150 x 80cm

Laminated Table Tops 25mm or 40mm thickness



Light Sorano Oak



Natural Lancaster Oak



Grey Arizona Oak



Mali Wenge



Brown Arizona Oak



Truffle Brown Denver Oak



Tobacco Pacific Walnut



Verona Cherry



Black Pietra Grigia  
Silver ABS Edge





# Dining Chairs

Available in Oak, Natural or Walnut

ANY  
CHAIR  
ANY  
FABRIC



Stackable

Exbury

Exbury Arm Chair

OH 89cm OW 58cm SH 46cm

SW 46cm SD 43cm



Wentworth

Wentworth with Skids

OH 92cm OW 61cm SH 48cm

SW 46cm SD 51cm

Plus Skids £21.00 for Skids



Mandi

Mandi Arm Chair

OH 91cm OW 61cm SH 52cm

SW 49cm SD 45cm



Stackable

Hythe

Hythe Arm Chair

OH 89cm OW 58cm SH 48cm

SW 46cm SD 43cm

Plus Skids £21.00 for Skids



Venice Side

Venice Side Chair

OH 101cm OW 46cm SH 50cm

SW 46cm SD 40cm



OAK Polish Only

Tilly

Tilly Arm Chair

OH 91cm OW 57cm SH 47cm

SW 49cm SD 44cm



\*Only available in Oak, not available with Skids

Choice of Fabric

Colorado

Colorado Side Chair

OH 107cm OW 49cm SH 51cm SW 46cm SD 46cm

Brown Faux:



Stackable

Oakley

Oakley Arm Chair

OH 90cm OW 58cm SH 48cm

SW 49cm SD 46cm



# Weighted Dining Arm Chairs

Available in Oak, Natural or Walnut

ANY  
CHAIR  
ANY  
FABRIC



HEAVY DUTY

Lucca Weighted on Legs

OH 96cm OW 46cm SH 48cm SW 46cm SD 38cm

Chair



HEAVY DUTY

Lucca Ultra Plus Weighted  
To Floor, On Board

OH 96cm OW 46cm SH 48cm SW 46cm SD 38cm

Chair



HEAVY DUTY

Verona Ultra Plus Weighted

OH 96cm OW 46cm SH 48cm SW 46cm SD 38cm

Chair



Also Available  
**Not Weighted**





# Heavy Duty Dining Chairs

Available in Oak or Grey

ANY  
CHAIR  
ANY  
FABRIC



Solent Oak Side Polished Seat

OH 84cm OW 40cm SH 46cm SW 46cm SD 46cm

Chair



Solent Grey Side Polished Seat

OH 84cm OW 40cm SH 46cm SW 46cm SD 46cm

Chair



HEAVY DUTY



Solent Oak Side Upholstered Seat

OH 84cm OW 40cm SH 49cm SW 46cm SD 46cm

Chair



Solent Grey Side Upholstered Seat

OH 84cm OW 40cm SH 49cm SW 46cm SD 46cm

Chair



Solent Oak Arm Polished Seat

OH 88cm OW 56cm SH 46cm SW 48cm SD 47cm

Chair



Solent Grey Arm Polished Seat

OH 88cm OW 56cm SH 46cm SW 48cm SD 47cm

Chair



Solent Oak Arm Upholstered Seat

OH 88cm OW 56cm SH 49cm SW 48cm SD 47cm

Chair



Solent Grey Arm Upholstered Seat

OH 88cm OW 56cm SH 49cm SW 48cm SD 47cm

Chair

# Dining Table Range *Available in Oak, Natural or Walnut*

## RIMINI WEIGHTED



Rimini Round Table

90cm

100cm

7.5cm Thick legs



Rimini Square Table

90 x 90cm

100 x 100cm

7.5cm Thick legs

- \*Very Heavy Duty
- \*Concrete Blocks
- \*Taper Proof Screws
- \*Sturdy Legs

Rimini Rectangular Table

120 x 90 cm

150 x 90cm

180 x 90 cm

220 x 100cm

10cm Thick legs



## CONTEMPO



OAK Only

Contempo Oak Square Table

90 x 90cm

100 x 100 cm

+ VAT required to all prices shown



OAK Only

Contempo Oak Round Dining Table

110cm DIA



OAK Only

Contempo Oak Rectangular Table

150 x 90cm

180 x 90cm

220 x 100cm

Fixed Oval Top

180 x 100 cm

# Dining Table Range

## LONDON TABLE *Available in*



OAK Only

London Rectangular Table

150 x 90 cm **IN STOCK**

180 x 90cm **6/7 Week Delivery**



**HEAVY DUTY**

London Tables are made with 36mm Beech veneered tops with solid edging and solid Beech underframe.

The heavy duty legs measure  
90 x 90mm



OAK Only

London Square Dining Table

90 x 90 cm **IN STOCK**

100 x 100cm **6/7 Week Delivery**



OAK Only

London Round Dining Table

100 cm DIA **IN STOCK**

## FUSION TABLE



**HEAVY DUTY**

Fusion Stone Dining Table

H 75cm W 150cm D 95cm

H 75cm W 190cm D 95cm

with High Pressure Laminate  
(HPL) Tough Tops



**HEAVY DUTY**

Fusion Oak Dining Table

H 75cm W 150cm D 95cm

H 75cm W 190cm D 95cm

with High Pressure Laminate  
(HPL) Tough Tops



# Fusion Oak Living Range



HEAVY DUTY


## WOOD COLOURS



Stone



Oak



Lamp Table

H 45cm W 50cm D 50cm



Coffee Table

H 45cm W 100cm D 50cm



Step Coffee Table

H 48cm W 110cm D 55cm



TV Unit

H 50cm W 130cm D 40cm



Small Sideboard

H 82cm W 93cm D 45cm



Large Sideboard

H 85cm W 140cm D 45cm



Fusion Cantilever Dining Chair

OH 83.5cm OW 54cm D 58cm

Chair



Solent Oak Side Polished Seat

OH 84cm OW 40cm SH 46cm SW 46cm SD 46cm

Chair



Solent Oak Arm Polished Seat

OH 88cm OW 56cm SH 46cm SW 48cm SD 47cm

Chair



Oak Round Dining Table  
130cm DIA x H75cm



Oak Bar Table  
70cm DIA x H92cm



Side Bench -Tan  
OH 86cm OW 120cm D 57.2cm



Low Bench -Tan  
OH 49cm OW 120cm D 42cm



Bookcase with Drawers  
H 185cm W 75cm D 35cm

High Temperature Resistant  
Scratch Resistant  
Liquid Permeation Resistant  
Easy Clean



Extension Leaf



Dining Table  
H 75cm W 150cm D 95cm  
H 75cm W 190cm D 95cm  
Extension Leaf 50 cm each

Corner Bench RH -Tan  
OH 86cm OW 146.5 to 177.2cm D 57.2cm



Corner Bench LH -Tan  
OH 86cm OW 146.5 to 177.2cm D 57.2cm



Shelf Unit  
H 200cm W 120cm D 40cm

# Fusion Stone Living Range



HEAVY DUTY

## WOOD COLOURS



Stone



Oak



140 Bench with Back

H 89cm W 140cm D 56cm

180 Bench with Back

H 89cm W 140cm D 56cm



Lamp Table

H 45cm W 50cm D 50cm



Coffee Table

H 45cm W 100cm D 50cm



Step Coffee Table

H 48cm W 110cm D 55cm



TV Unit

H 50cm W 130cm D 40cm



Small Sideboard

H 82cm W 93cm D 45cm



Large Sideboard

H 85cm W 140cm D 45cm



Fusion Cantilever Dining Chair

OH 83.5cm OW 54cm D 58cm

Chair



Solent Grey Side Polished Seat

OH 84cm OW 40cm SH 46cm SW 46cm SD 46cm

Chair



Solent Grey Arm Polished Seat

OH 88cm OW 56cm SH 46cm SW 48cm SD 47cm

Chair





Stone Round Dining Table

120cm DIA x H75cm



Stone Bar Table

70cm DIA x H92cm



Side Bench -Grey

OH 86cm OW 120cm D 57.2cm



Low Bench -Grey

OH 49cm OW 120cm D 42cm



Bookcase with Drawers

H 185cm W 75cm D 35cm

High Temperature Resistant  
Scratch Resistant  
Liquid Permeation Resistant  
Easy Clean



Stone Extension Leaf



Stone Dining Table

H 75cm W 150cm D 95cm

H 75cm W 190cm D 95cm

Extension Leaf 50 cm each

Corner Bench RH -Grey

OH 86cm OW 146.5 to 177.2cm D 57.2cm



Corner Bench LH -Grey

OH 86cm OW 146.5 to 177.2cm D 57.2cm



Shelf Unit

H 200cm W 120cm D 40cm

# Amsterdam Living Range



Amsterdam is a modern Grey Oak range which brings a fresh twist to any interior. The range features a radiused butcher's block top and has been finished in a durable grey stain, bringing out the natural grain of the timber. The Dining table extends from 160cm to 210cm , which can be paired with either a bench or a fully upholstered dining chair.

NEW







Nest of Table

H 55cm W 50cm D 40cm



Coffee Table

H 50cm W 115cm D 55cm



Entertainment Unit

H 49cm W 140cm D 45cm



Console Table

H 78cm W 100cm D 40cm



Small Sideboard

H 80cm W 98.5cm D 40cm



Large Sideboard

H 80cm W 140cm D 40cm



Solent Grey Side Upholstered Seat

OH 84cm OW 40cm SH 49cm SW 46cm SD 46cm

Chair




Solent Grey Arm Upholstered Seat

OH 88cm OW 56cm SH 49cm SW 48cm SD 47cm

Chair

Choice of Fabrics/ Colours



Bench

H 46cm W 130cm D 35cm

Large Extending Table

H 77cm W 160/Extending to 210 cm D 90cm

Compact Extending Table

H 77cm W 135/Extending to 175 cm D 80cm





# Bergen Oak Living Range



Bergen is beautifully made from solid Oak and Oak veneers. The collection showcases many unique features including inset handles, soft rounded corners and exaggerated exposed wood grain.

Bergen offers two sized dining tables that can be paired with either the large or small sideboard.

Bergen living will be a fantastic addition.





Nest of Table

H 55cm W 50cm D 40cm



Coffee Table

H 50cm W 115cm D 55cm



Entertainment Unit

H 49cm W 140cm D 45cm



Console Table

H 78cm W 100cm D 40cm



Small Sideboard

H 80cm W 98.5cm D 40cm



Large Sideboard

H 80cm W 140cm D 40cm



Bergan Dining Chair

H 95cm W 43.5cm D 51.5cm



Bench Cushion

H 7.5cm W 35cm D 38.5cm



Bench with Cushions

H 46cm W 130cm D 35cm



Compact Extending Table

H 77cm W 135/Extending to 175 cm D 80m

Large Extending Table

H 77cm W 160/Extending to 210 cm D 90cm



Bench

H 46cm W 130cm D 35cm



# Alaska Living Range

## WOOD COLOURS



Oak All Over

### Stone with Contrasting Oak Tops



Stone



Oak



Shown in Oak all Over



Lamp Table

H 50cm W 45cm D 45cm



Lamp Table with Drawer

H 50cm W 45cm D 45cm



Nest of Tables

H 50cm W 61cm D 45cm



Coffee Table with Drawers

H 48cm W 110cm D 50cm



Coffee Table

H 48cm W 100cm D 50cm

Shown in Stone / Oak Tops





2 Door Cabinet

H 70cm W 75cm D 35cm



Small Bookcase

H 87cm W 70cm D 30cm



Fixed Top Dining Table

H 78cm W 120cm D 80cm



Extending Dining Table

H 78cm W 140-180cm D 90cm



TV Cabinet

H 50cm W 94cm D 40cm



Corner TV Cabinet

H 50cm W 97cm D 45cm



Large TV Cabinet

H 50cm W 132cm D 45cm



Large Bookcase

H 180cm W 90cm D 30cm



2 Drawer Console Table

H 75cm W 87cm D 35cm



Mini Sideboard

H 80cm W 80cm D 35cm



3 Door 3 Drawer Sideboard

H 85cm W 128cm D 40cm

# Royal Darton

## Features/benefits

Glued dowelled and screwed

Designed for contract use

Solid backs to all units

110° soft close hinges

Optional Locks

Metal sided drawer boxes

Soft rounded corners

Large Visual metal handles

Feature vinyl pressed doors and drawer fronts

5 years furniture guarantee

Easy wash with soapy water or non-scrubbing household detergent



Shown with Mountain Oak Tops with Stone Carcass & Fronts

## WOOD COLOURS

& Contrasting Door/ Drawer Options




Lava Oak



Mountain Oak



Stone Grey



Alby Blue



Graphite



Cashmere



Mussel



Anti microbial finishing lacquers melamine faced to aid easy clean and hygiene

APPROX 8-9 WEEK LEAD TIME



107 Sideboard & Dresser

S: H87.5 x W107 x D54.5cm

D: H92.5 x W107 x D36.5cm



127 Sideboard & Dresser

S: H87.5 x W127 x D54.5cm

D: H92.5 x W127 x D36.5cm



Small Bookcase

H 92.5cm W 87cm D 36.5cm



Tall Bookcase

H 180cm W 87cm D 36.5cm



Narrow Combi Bookcase

H 180cm W 60cm D 42.5cm



Console Table

H 92.5cm W 107cm D 42.5cm



Console Table with 2 Drawers

H 92.5cm W 107cm D 42.5cm



Small TV Unit

H 70cm W 87cm D 47.5cm



Medium TV Unit

H 70cm W 107cm D 47.5cm



Wide TV Unit

H 70cm W 134cm D 47.5cm



Square Dining Table

H 77.5cm W 91cm D 91cm



Round Dining Table

H 77.5cm DIA 106cm



Round Coffee Table

H 47cm DIA 60cm



Rectangular Dining Table

H 77.5cm W 150cm D 91cm



Square Coffee Table

H 45cm W 60cm D 60cm



Rectangular Coffee Table

H 45cm W 100cm D 60cm



# SPARTA PLUS Box Beds

Furniture that lasts...

Designed for the most challenging environments.



3ft Box Bed –Natural Nebraska



3ft Box Bed –Venetian Walnut



4ft Box Bed –Natural Nebraska



4ft Box Bed –Venetian Walnut



Box Bed	
3'0"	-195 x 96 x 50cm
4'0"	-195 x 128 x 50cm
Wood Colour : Natural Nebraska	



**EXTREME  
DURABILITY**



Box Bed	
3'0"	-195 x 96 x 50cm
4'0"	-195 x 128 x 50cm
Wood Colour : Venetian Walnut	



**EXTREME  
DURABILITY**

+ VAT required to all prices shown

# SPARTA PLUS Box Beds

Furniture that lasts...

Designed for the most challenging environments.

## SPECIFICATIONS

Box Beds are designed with careful consideration for challenging environments. Available in 3ft and 4ft widths, all box beds take a standard 6ft 3 inches long mattress.

- Heavily weighted carcass to deter misuse
- Smooth rounded corners for additional safety
- Solid internal reinforced linings
- Box beds can be fixed to the floor if required

- 18mm Melamine faced MDF
- Solid internal reinforced linings
- Strength and stability tested for contact use
- Delivered in 2 sections which are then easily fastened together



**EXTREME  
DURABILITY**



# SPARTA PLUS Bedroom Furniture

Furniture that lasts...

Designed for the most challenging environments.

SET PRICE  
Was £1220.00  
**NOW  
£1095.00**

Option 1 SET INCLUDES:

- 2 Door Full Hanging Wardrobe
- 3 Drawer Wide Chest
- 3 Drawer Bedside Cabinet with Top Lock



**EXTREME  
DURABILITY**



3 Drawer Chest

H 660 x W 740 x D 560 mm



2 Door Wardrobe with Shelf

H 1840 x W 940 x D 560mm



3 Drawer Bedside Cabinet with Top Lock

H 660 x W 500 x D 480mm

SET PRICE  
Was £1700.00  
**NOW  
£1530.00**

Option 2 SET INCLUDES:

- 2 Door Full Hanging Wardrobe
- 3 Drawer Wide Chest
- 3 Drawer Bedside Cabinet with Top Lock



**HEAVY DUTY**

Wood Colour : Natural Nebraska

Box Bed

3'0" -195 x 96 x 50cm

4'0" -195 x 128 x 50cm

Available in 3ft & 4ft widths, all beds take a standard 6ft 3inches long mattress, 18mm Melamine faced MDF with internal reinforcing linings and smooth rounded corners to the head and foot boards. Box Beds can also be fixed to the floor if required. The bed is delivered in two sections which are then easily fastened together –this is done to ease installation.

Wood Colour : Natural Nebraska

+ VAT required to all prices shown



# SPARTA PLUS Bedroom Furniture

Furniture that lasts...

Designed for the most challenging environments.

## ROBUST, DUABLE & TOUGHENED FURNITURE

Special Specifications for Challenging Environments include metal drawer box for bedside and 3 drawer chest, piano hinges on wardrobe with shelf included & braked caster wheels on all furniture.

- Top Lock on Bedside
- Metal Drawer Box
- Scoop Handles
- Rounded Edges
- Piano Hinges on Wardrobe
- Half Depth Anti-ligature Hanging Shelf
- Caster Wheels
- All Doors & Drawers can be lockable
- Non-removable Drawers

Wood Colour : Light Grey Carcass  
Top/Bottom Venetian Walnut



+ VAT required to all prices shown



3 Drawer Bedside Cabinet with Top Lock

H 660 x W 500 x D 480mm



3 Drawer Chest

H 660 x W 740 x D 560 mm



2 Door Wardrobe with Shelf

H 1840 x W 940 x D 560mm

### Option 1 SET INCLUDES:

- 2 Door Full Hanging Wardrobe
- 3 Drawer Wide Chest
- 3 Drawer Bedside Cabinet with Top Lock



**EXTREME DURABILITY**

SET PRICE

Was £1220.00

**NOW  
£1095.00**



**EXTREME DURABILITY**

### Option 2 SET INCLUDES:

- 2 Door Full Hanging Wardrobe
- 3 Drawer Wide Chest
- 3 Drawer Bedside Cabinet with Top Lock
- SPARTA 3 ft Bed

SET PRICE

Was £1700.00

**NOW  
£1530.00**



Wood Colour : Natural Nebraska

Box Bed

3'0" -195 x 96 x 50cm

4'0" -195 x 128 x 50cm

# THOR PLUS Bedroom Furniture

The Thor Range will meet the demands of most challenging environments while its design and finish will help to allow you to create the homely feel that is so important for a resident's care and rehabilitation.

- Designed without doors for the purpose of durability and safety
- 25mm thick tops and melamine-faced carcass
- Thor has been designed specially to minimise concealment areas



**EXTREME  
DURABILITY**



Thor Open Bedside

H68.5 x W48.5x D54.5cm

+ VAT required to all prices shown



Thor Open Chest

H83.5 x W81x D48.5cm



Wood Colour : Natural Nebraska



Wood Colour : Venetian Walnut



# THOR PLUS Bedroom Furniture

- Ligature shelf with groove instead of clothes rail to minimise risks
- Fixed shelves with reinforced panels to prevent injury or misuse
- Strength and stability tested for extremely challenging environments
- Plinth for extra durability and strength



Thor Open Double Wardrobe

H180 x W92.5x D63.5cm



# Fusion Oak Bedroom Range

**SOLID  
WOOD**

## WOOD COLOUR



Oak



Dressing Table Mirror

H 57.4cm W 55cm D 6cm



1 Drawer Bedside

H 55cm W 45cm D 35cm



3 Drawer Bedside

H 55cm W 45cm D 35cm



3 Drawer Chest

H 76cm W 87.5cm D 45cm



Bed Frame

4ft6 – H 110cm W 144cm D 203cm

5ft – H 110cm W 159cm D 210cm



6 Drawer Wide Chest

H 76cm W 129cm D 45cm



5 Drawer Tall Chest

H 100.6cm W 50cm D 40cm



Ottoman

H 45cm W 100cm D 45cm



Desk

H 76cm W 105cm D 45cm



Double Full Hanging Wardrobe

H 192cm W 100cm D 58cm



Triple Full Hanging Wardrobe

H 192cm W 159.2cm D 58cm

# Latin Bedroom

## Features/benefits

Glued dowelled and screwed

Designed for contract use

Solid backs to all units

110° hinges

Durable hanging rail

Optional Locks

Metal sided drawer boxes

Tested to BS 4875 Part 8

Tester to BS 4875 Part 7 L4

5 years furniture guarantee

## STOCK SETS

All Option 2 products are Stock Items so are available on an Express Delivery



**NEW**  
PRODUCT  
\*\*\*\*\*

Option 2  
**STANDARD PRICE £635.00**  
**NOW £525.00**

+ VAT

Room Placement £15.00 +VAT  
Inc. Removal of all Packaging

## WOOD COLOURS OPTIONS



Truffle Oak



Lissa Oak

### Option 2 SET INCLUDES:

- 2 Door Full Hanging Wardrobe
- 4 Drawer Wide Chest
- 3 Drawer Bedside Cabinet with Top Lock



**EXPRESS Delivery**

+ VAT required to all prices shown



# Finbury Bedroom

## Features/benefits

Glued dowelled and screwed

Designed for contract use

Solid backs to all units

170° hinges

Durable hanging rail

Optional Locks

Metal sided drawer boxes

Soft rounded corners 25mm

Tested to BS 4875 Part 8

Tester to BS 4875 Part 7 L4

5 years furniture guarantee

The Finbury is specifically designed to aid persons living with dementia. This clever design offers open sections in both drawers and wardrobes, allowing persons to visibly see cloths with easy accessibility and touch.

+ VAT required to all prices shown

PREMIUM

Shown in Sand Beech



## WOOD COLOURS



Lissa Oak



Opera Walnut



Medium Oak



Sand Beech

### Contrasting Door/ Drawer Options



Cream



White



Optional Extra

Integral Lockable Medicine Cabinet

Add £119.00



Anti microbial finishing lacquers  
melamine faced to aid easy clean  
and hygiene



Option 1  
STANDARD PRICE £760.00  
**NOW £695.00**

+ VAT  
Room Placement £15.00 +VAT  
Inc. Removal of all Packaging

**Option 1 SET INCLUDES:**

- Double Hanging Wardrobe
- 3 Drawer Wide Chest
- 1 Door/1 Drawer Bedside Cabinet with Top Lock



Option 2  
STANDARD PRICE £860.00  
**NOW £795.00**

+ VAT  
Room Placement £15.00 +VAT  
Inc. Removal of all Packaging

**Option 2 SET INCLUDES:**

- Wide Double Hanging Wardrobe
- 4 Drawer Wide Chest
- 3 Drawer Bedside Cabinet with Top Lock



**PREMIUM**

Locks Add £20.00 each

**Finbury Individual Items**



1 Door/ 1 Drawer

H 72 cm W 52cm D 46cm



Bedside 3 Drawer

H 72 cm W 52cm D 46cm



3 Drawer Wide Chest

H 72cm W 77cm D 54cm



3 Drawer Wide Chest Dressing Table  
Hight & Depth

H 83.5cm W 77cm D 46cm



4 Drawer Wide Chest

H 89.5cm W 77cm D 54cm



Dressing Table with Full Height Drawers

H 83.5 cm W 121cm D 46cm



Dressing Table with Shelf

H 83.5 cm W 121cm D 46cm



5 Drawer Wide Chest

H 107 cm W 77cm D 54cm



Single Wardrobe

H 182.5 cm W 52cm D 54cm



Double Wardrobe

H 182.5 cm W 83cm D 54cm



Wide Double Wardrobe

H 182.5 cm W 97cm D 54cm

# Loule Bedroom

**Including**  
**NEW Bow Handles**

## Features/benefits

- Glued dowelled and screwed
- Designed for contract use
- Solid backs to all units
- 170° hinges
- Durable hanging rail
- Optional Locks
- Metal sided drawer boxes
- Soft rounded corners
- Tested to BS 4875 Part 8
- Tester to BS 4875 Part 7 L4
- 5 years furniture guarantee

The Loule bedroom range is designed for contract use with a modern appearance, offered in a choice of furniture options and wood colours. Let the Loule transform your bedroom...

+ VAT required to all prices shown


**PREMIUM**



Shown with OW Carcass with Cream Fronts



NEW Bow Handles



Close Up  
shown in Opera Walnut  
with Cream Fronts

## WOOD COLOURS



Lissa Oak



Opera Walnut



Medium Oak



Sand Beech

### Contrasting Door/ Drawer Options



Cream



Optional Extra  
Integral Lockable Medicine Cabinet  
Add £119.00



Anti microbial finishing lacquers  
melamine faced to aid easy clean and  
hygiene

Option 1  
STANDARD PRICE £720.00  
**NOW £655.00**

+ VAT  
Room Placement £15.00 +VAT  
Inc. Removal of all Packaging

**Option 1 SET INCLUDES:**

- 2 Door Full Hanging Wardrobe
- 3 Drawer Wide Chest
- 1 Door/1 Drawer Bedside Cabinet with Top Lock



H 65cm  
W 52cm  
D 46cm

H 76.5cm  
W 77cm  
D 46cm

H 182.5 cm  
W 83cm  
D 54cm

Option 2  
STANDARD PRICE £770.00  
**NOW £715.00**

+ VAT  
Room Placement £15.00 +VAT  
Inc. Removal of all Packaging

**Option 2 SET INCLUDES:**

- 2 Door Full Hanging Wardrobe
- 4 Drawer Wide Chest
- 3 Drawer Bedside Cabinet with Top Lock



H 65cm  
W 52cm  
D 46cm

H 82.5cm  
W 77cm  
D 54cm

H 182.5 cm  
W 83cm  
D 54cm

**PREMIUM**

Locks Add £20.00 each

Loule Individual Items



Bedside Door & Shelf

H 65cm W 52cm D 46cm



Bedside 1 Drawer

H 65cm W 52cm D 46cm



1 Drawer 1 Door

H 65cm W 52cm D 46cm



3 Drawer Bedside

H 65cm W 52cm D 46cm



3 Drawer Wide Chest

H 65cm W 77cm D 54cm



3 Drawer Wide Chest Dressing Table Hight & Depth

H 76.5cm W 77cm D 46cm



4 Drawer Wide Chest

H 82.5cm W 77cm D 56cm



Dressing Table with Full Height Drawers

H 76.5cm W 121cm D 46cm



Dressing Table with Shelf

H 76.5cm W 121cm D 46cm



5 Drawer Wide Chest

H 100cm W 77cm D 54cm



Double Wardrobe

H 182.5 cm W 83cm D 54cm



Gents Wardrobe

H 182.5 cm W 83cm D 54cm



Combination Wardrobe

H 182.5 cm W 97cm D 54cm



# Armour Bedroom Range



Option 2  
STANDARD PRICE £765.00  
**NOW £710.00**

+ VAT

Room Placement £15.00 +VAT

Inc. Removal of all Packaging

## Specifications

- Delivered Assembled
- Durable Scratch
- Quality, Long Lasting Soft Closing Drawers
- Resistant Vinyl Wrap
- Radius Corners
- Contract Quality
- 170° soft close hinges
- 15mm Solid backs to all units
- Durable hanging rail
- Optional Locks
- Metal sided drawer boxes
- Quality fixings

### Option 2 SET INCLUDES:


- 2 Door Full Hanging Wardrobe
- 4 Drawer Wide Chest
- 3 Drawer Bedside Cabinet with Top Lock



Light Oak



Dust



Cashmere



Medium Oak



Grey Nordic



Light Grey



White



H 78cm  
W 42cm  
D 42cm



H 101 cm  
W 78 cm  
D 42cm



H 190 cm  
W 78cm  
D 56 cm

# Armour Individual

*Locks add £20.00 each*



2 Drawer Bedside

H 56 cm W 42cm D 42cm



1 Drawer 1 Door Bedside

H 78 cm W 42cm D 42cm



3 Drawer Bedside

H 78 cm W 42cm D 42cm



2 Door Wardrobe

H 190 cm W 78cm D 56cm



Combi Wardrobe

H 190 cm W 78cm D 56cm



3 Drawer Wide Chest

H 78 cm W 78cm D 42cm



4 Drawer Wide Chest

H 101 cm W 78cm D 42cm

## ZIP OFF | LOW RISK PRESSURE CARE MATTRESS



The Zip Off / Low Risk Pressure Care Mattress is a perfect choice for low risk pressure care.

The cover is made from the Reliance range of fabrics which is multi-stretch, vapour permeable, easily wiped clean and also cleanable to 1,000ppm of active chlorine.

The top surface is castellated core of 33/160 foam which provides an increased performance whilst maintaining the cost effective care solution for low risk pressure care.

The easy access zip on three sides has a flap cover to help with infection control and cleaning. Our low risk mattresses are designed and assessed as thoroughly and are designed to perform.

Zip Off | Low Risk  
Pressure Care Mattress

3'0"

4'0"

4'6"



### KEY FEATURES

- 2 way turnable mattress for entry level pressure care
- Zonal top castellated foam core for increased performance
- 4 way stretch reliance fabric cover
- Sewn cover with "Exposed Zip" style zip for easy removal – Waterproof
- Zip flap provides additional protection for foam core



**Waterproof**



**Product Size**

1900 x 900 x 180mm



**Max User Weight**

150kg / 23stone  
(Guide Only)



**Risk Category**

Low Risk



**Foam Specification**

33kg /m3/160N Single  
Castle Foam



**Cover and Fabric Spec**

Sewn Reliance



**Warranty**

2 Years reducing



**Fire Retardance Rating**

BS7177:2008 Medium  
Hazard Crib 5



**Cleaning & Care**

95 Degree Wash  
Professionally



## ANTI VANDAL 2023 MATTRESS



The Anti Vandal 2023 has been specially designed for users considered to be at High or Very High Risk of developing pressure ulcers.

The Anti Vandal 2023 is specifically designed to redistribute pressure and aid in the prevention of pressure ulcers.

The foam, which makes up inside of the mattress core creates increased stability during patient transfers.

Zip Off | Low Risk  
Pressure Care Mattress

3'0"

4'0"

4'6"



### KEY FEATURES

- 2 way turnable mattress with U-Core supports
- Fully Welded No Zip –Waterproof
- 33/160 Foam insert
- Anti Vandal Fabric on Outside 600gsm PVC



#### Product Size

1900 x 900 x 180mm



#### Max User Weight

150kg / 23stone  
( Guide Only)



#### Risk Category

High Risk



#### Foam Specification

33/160 Foam



#### Cover and Fabric Spec

HF Welded Top Advance  
HF Welded Base Reliance



#### Warranty

2 Years reducing



#### Fire Retardance Rating

BS7177:2008 Medium  
Hazard Crib 5



#### Waterproof

Fully Welded

# Beds & Mattresses *Available as 3'0" | 4'0" | 4'6"*



Anti Vandal Mattress –7" Mattress

3'0"

4'0"

4'6"

Anti Vandal Mattress –5" Mattress

3'0"

Super Dry Pressure Relieving  
Mattress –7" Thickness

3'0"

4'0"

4'6"



Nautilus Waterproof /  
Breathable Mattress

3'0"

4'0"

4'6"



Neptune 1000 Pocket Sprung  
Waterproof Mattress

3'0"

4'0"

4'6"



Nautilus Plus Waterproof  
Mattress –Extra 500mg of padding

3'0"

4'0"

4'6"



Nautilus on 8" Base  
with Fixed Legs

3'0"

4'0"

4'6"



Mattress with built in Pillow  
6" Thickness PLUS 4" Pillow  
& PU Cover

3'0"

4'0"

4'6"



Nautilus on 14" Base

3'0"

4'0"

4'6"

# Beds

Available as 3'0" | 4'0" | 4'6"

## STURDY

Sturdy Faux Leather Deep Base  
with 12mm MDF Tops

Re-enforced Top for Heavy Use  
(Grey or Brown Faux Leather)

Shown in Brown Faux Leather

3'0"

4'0"

4'6"



Faux Leather Deep Base  
(Grey or Brown Leather)

Shown in Grey Faux Leather

3'0"

4'0"

4'6"



14" Foam Bed Base

3'0"

4'0"

4'6"



Harmony Bed Frame

3'0"

4'6"



Alaska Bed Frame OAK

3'0"

4'6"



Alaska Bed Frame STONE

3'0"

4'6"



Manilo Low Foot Pine Antique Bed

3'0"

4'0"

4'6"



Alton

3'0"

4'0"

4'6"



Wooton

3'0"

4'0"

4'6"



Ventnor

3'0"


4'0"

4'6"



# How to Measure Curtains & Poles

Supply Only



Eyelet Curtains shown with  
Satin Silver Pole

Pencil Pleat Curtains  
shown with Pole



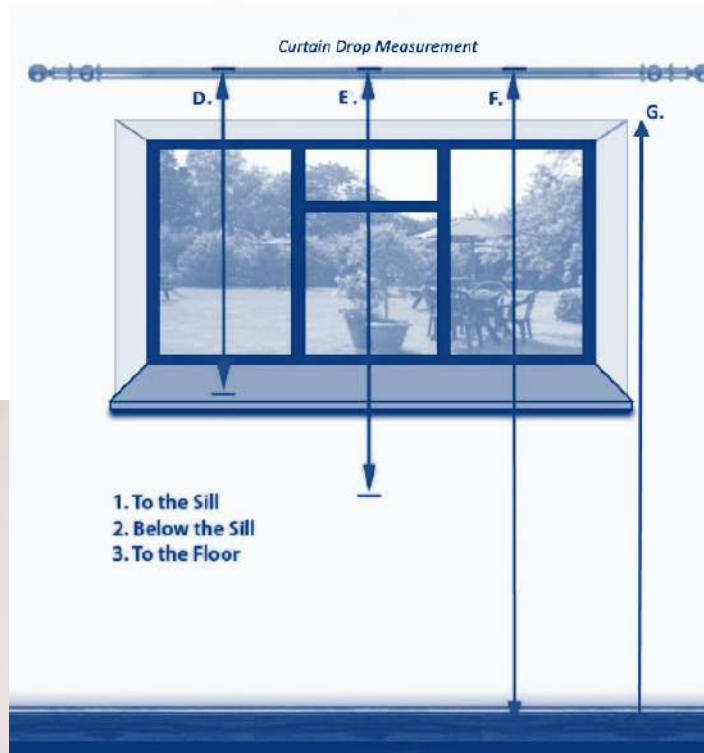

Polished Graphite



Satin Silver

Contact Curtain Pole with Finals and fixings available  
(can be sold separately)

125cm / 150cm / 200cm / 300cm



1. To the Sill
2. Below the Sill
3. To the Floor

## Curtain Fabric

- 1 Width = 142cm
- 1.5 width = 213cm
- 2 width = 284cm

- A..... WINDOW RECESS
- B..... CURTAIN OVERHANG x2
- C..... EXISTING POLE WIDTH  
NOT INCLUDING FINIALS
- D..... DROP TO SILL
- E..... DROP TO BELOW SILL
- F..... DROP TO THE FLOOR  
DROP FROM TOP OF WINDOW
- G..... TO FLOOR

(A) Measure the inside width of the window recess.

(B) Next, decide how far your curtains will over-hang the wall, each side of the window.

This would normally be around 20cm (8 inches) each side and enables the curtains to open wider, allowing more daylight to enter the room.

(C) If an existing pole/track is to be re-used, then this can be the measurement used for overall width. (Exclude finials)

Standard Gather requires width of pole measurement x2  
It may be possible to get away with a gather of only x1.5, if budget tight, or c/m not minding a more "open" appearance.

(D) Sill length curtains  
usually finish 1/2 inch (1.25cm) above the sill.

(E) Curtains that fall below the sill  
usually finish 15cm (6 inches) below.  
This, of course, can be adjusted for personal preference.

(F) Floor length curtains\*  
you should allow 1 inch (2.5cm) clearance to avoid dragging.

\* For Eyelet Curtains add 2cm to the drop to account for the eyelet settling onto the top of the pole

## Pole Measurement

Usually 20cm (8") overhang each side of the window.

## Curtain Prices - Direct Only

MADE TO MEASURE CURTAINS – Free Samples Available All curtains are inherently FR, soft touch 3 pass with blackout coating

Prices are based on Band 1 fabrics and are a guide only. We are happy to provide a quotation to your specific requirements. All prices to supply only.

**PENCIL PLEAT** Made to your exact measurements with 3" pencil pleat heading

CURTAIN OVERALL DROP	1 Width Approx. 127cm	1.5 Width Approx. 190cm	2 Widths Approx. 254cm	2.5 Widths Approx. 317cm	3 Widths Approx. 380cm
Up to 137cm (54")	£125.00	£159.00	£225.00	£294.00	£348.00
Up to 162cm (64")	£135.00	£198.00	£262.00	£315.00	£369.00
Up to 183cm (72")	£143.00	£213.00	£277.00	£332.00	£385.00
Up to 228cm (90")	£170.00	£225.00	£295.00	£355.00	£412.00
Up to 274cm (108")	£185.00	£257.00	£330.00	£400.00	£465.00

### CONTRACT METAL TRACK

Up to 125cm	Up to 150cm	Up to 200cm	Up to 250cm	Up to 300cm	Up to 350cm	Up to 400cm
£22.00	£24.00	£29.00	£35.00	£42.00	£49.00	£50.00

**CONTRACT 28mm METAL POLE** (Available in Satin Silver, Antique Brass, Chrome, Polished Graphite)

Up to 125cm	Up to 150cm	Up to 200cm	Up to 250cm	Up to 300cm	Up to 350cm	Up to 400cm
£30.00	£32.50	£37.50	£45.00	£50.00	£55.00	£60.00

**Bay Window Metal Pole 28mm Set - £79.00**

### EYELETS

CURTAIN OVERALL DROP	1 Width Approx. 127cm	1.5 Width Approx. 190cm	2 Widths Approx. 254cm	2.5 Widths Approx. 317cm	3 Widths Approx. 380cm
Up to 137cm (54")	£145.00	£220.00	£270.00	£349.00	£418.00
Up to 162cm (64")	£168.00	£242.00	£300.00	£390.00	£450.00
Up to 183cm (72")	£188.00	£260.00	£332.00	£407.00	£480.00
Up to 228cm (90")	£209.00	£280.00	£353.00	£423.00	£519.00
Up to 274cm (108")	£230.00	£300.00	£380.00	£445.00	£545.00

**Tie Backs – per pair £36.00**

**Bed Runner**

**3'0" Bed 1.6m x 0.6m £75.00**

**3'0" Bed 1.6m x 0.6m Padded £95.00**

**All ILIV Q1715 Single Bedsread Box Fitted 21" – Unlined Centre Panel & Sides £145.00**

+ VAT required to all prices shown

## DELIVERY INFORMATION

**orders over £900.00 net - no charge**

### Bedroom Furniture

up to 3 items - £40.00

up to 6 items - £60.00

up to 9 items - £75.00

10+ items - £90.00

Room Placement of Bedroom Sets - £15.00 per Set

### Lounge/Dining Furniture

1 item - £30.00

2 items - £25.00 each

3 items - £20.00 each

4+ items - £15.00 each

Dining set - £45.00 (4x chairs & 1x table)

### Carrier Deliveries

Mainland England & Wales - £50.00 per pallet

Scotland - price on application

Please note - deliveries to outlying areas will be palletised when there is no delivery scheduled to your area.

## DISPOSAL of old furniture

### Bedroom Furniture

3ft mattress - £45.00

4ft mattress - £55.00

4ft6 mattress - £60.00

3ft bed base - £25.00

4ft bed base - £30.00

4ft6 bed base - £35.00

wardrobe - £40.00

chest of drawer - £25.00

bedside cabinet - £10.00

### Lounge/Dining furniture

arm chair - £35.00

2 seater sofa - £50.00

3 seater sofa - £60.00

Dining Chair -£20.00

sideboards / bookcase - £35.00

coffee table / lamp table - £10.00

Dining Table -£20.00

for any other types of disposal please contact us for a quote

01489 576555



*We have a wide selection of fabrics from Panaz, ILIV, Macflex, Agua, C&L and many more...*



ILIV  
— INTERIOR TEXTILES —

Panaz

AGUA  
PERFORMANCE UPHOLSTERY FABRICS

Edmund  
Bell

YARWOOD  
Leather

C&L Textiles  
| Somtex Ltd

M  
MACFLEX  
INTERNATIONAL LTD

**CCFI**

COMPLETE CONTRACT FURNITURE INSTALLATION LTD



[www.ccfi.co.uk](http://www.ccfi.co.uk)



01489 854 402



[info@ccfi.co.uk](mailto:info@ccfi.co.uk)

Unit 22, Park Gate Business Centre, Chandlers Way, Park Gate, SO31 1FQ

At CCFI we continuously look at ways to improve and ensure products have been updated. As a result, some designs and specifications may vary from time of print. All sizes are approximate and should be used as a guide only. Images and wood shades are for illustration purposes only. Fabric / Wood Samples are available on request.