

ULTRA PLUS FURNITURE FOR EXTREMELY CHALLENGING ENVIRONMENTS



CCFI

COMPLETE CONTRACT FURNITURE INSTALLATION LTD

HIGH RISK
SCHEMES

APRIL 2026



PROUDLY MANUFACTURING IN THE UK

WHAT MAKES US YOUR IDEAL CHOICE FOR FURNITURE?

BUY DIRECT FROM THE
MANUFACTURER

EXPERIENCED & FRIENDLY STAFF

GUARANTEED DELIVERY DATES

FREE ON-SITE
DEMONSTRATIONS/CONSULTATIONS

STYLE, STRENGTH, COMFORT AND
HONESTY



FACTORY MADE TO YOUR REQUIREMENTS

Specification and benefits of Ultra Level 4

- MDF board fitted to replace springs in Seat, Back, Underside and Outside back for extra strength
- Loose or Fitted Cushions on most Models
- Tamper proof screws to ensure that the Furniture is not compromised during use
- Waterproof Fabrics, Fire Retardant to BS7176 2007
- CRIB 5

FURNITURE BOARDING EXPLAINED

All ultra plus furniture is boarded to Level 4

This includes MDF board fitted to the seating section, outside back and underside to increase the strength and durability of all furniture.

Also available:

Level 1 –Same frame with steel sprung seats for low risk environments.

Level 2 –Boarded seats only recommended for challenging schemes.

Level 3 –Boarded seats + Backs only recommended for challenging environments.

Level 4 –Fully Boarded for extremely challenging environments.

Level 4



BOSTON FULLY BOARDED SPECIFICATION

- Reversible Seat & Back Cushions
- Fabric Fire Retardant to BS71762007-CRIB5
Anti Bacterial / Anti-Microbial Finish

In Brown & Grey Faux Leather and in
NEW Colours Ochre, Ivory & Lime

Also available with Standard Sprung

Seat Specification for

less challenging environments

+ 400,000

Martindale
abrasion

REACH
Compliant

REACH
Compliant



Waterproof



Anti-bacterial
Anti-Microbial



Easy to Clean



CRIB 5



BOSTON - FULLY BOARDED LEVEL 4 SPECIFICATION RANGE



Was £1155.00
Now Only
£925.00
+ VAT

Boston 3-Seater Sofa
Shown in Grey



Was £665.00
Now Only
£580.00
+ VAT

Boston Armchair
Shown in Ochre

Was £930.00
Now Only
£775.00
+ VAT

Boston 2-Seater Sofa
Shown in Brown



Showing
Fully Boarded
Construction

+ 400,000 Martindale abrasion

REACH Compliant REACH Compliant

Waterproof

Anti-bacterial
Anti-microbial

CRIB 5

Easy to Clean

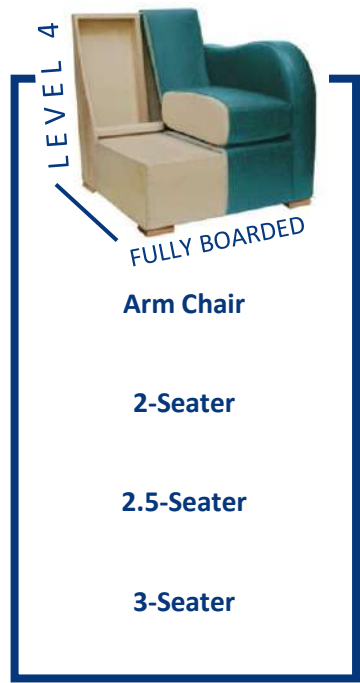
MONTROSE FIXED BACK / FULLY BOARDED RANGE

ANY CHAIR
ANY
BAND 1
FABRIC

 Single Seater  Two-Seater  Three-Seater



Montrose Fixed Back Fully Boarded Armchair
H 75cm W 85cm D 86cm



Montrose Fixed Back Fully Boarded 2-Seater Sofa
H 75cm W 137cm D 86cm



Montrose Fixed Back Fully Boarded 2.5-Seater Sofa
H 75cm W 162cm D 86cm



Montrose Fixed Back Fully Boarded 3-Seater Sofa
H 75cm W 185cm D 86cm

THE TORINO RANGE



 Single Seater  2-Seater  2.5-Seater  Three-Seater



Torino Armchair



Torino 2-Seater Sofa

Torino

Arm Chair

2-Seater

2.5-Seater

3-Seater

- ✓ Fixed Seat & Back
- ✓ Bolt-up Frame / Easy to Repair
- ✓ Wipe-Clean Fabrics
- ✓ Very Heavy Duty
- ✓ Solid Hardwood Frames
- ✓ Huge Choice of Colour
- ✓ Reversible Seat & Back Cushions
- ✓ All Fabrics CRIB 5 for Contract Use





ULTRA LOUNGE

ANY CHAIR
ANY
BAND 1
FABRIC

- Single Seater
- Two-Seater
- Two and a Half-Seater
- Three-Seater



ULTRA PLUS Sussex 2-Seater Sofa

OH 96cm OW 168.5cm SH 48cm SW 132.5cm SD 48cm



ULTRA PLUS Somerset 2-Seater Sofa

OH 96cm OW 168.5cm SH 48cm SW 132.5cm SD 48cm



ULTRA PLUS Pembroke 2-Seater Sofa

OH 96cm OW 140cm SH 48cm SW 106cm SD 53cm



ULTRA PLUS Geneva 2-Seater Sofa

OH 96cm OW 137cm SH 48cm SW 106cm SD 53cm

LEVEL 4

FULLY BOARDED

Arm Chair

2-Seater

2.5-Seater

3-Seater





ULTRA LOUNGE

ANY CHAIR
ANY
BAND 1
FABRIC

- Single Seater
- Two-Seater
- Two and a Half-Seater
- Three-Seater



ULTRA PLUS Hilton 2.5-Seater Sofa

OH 99cm OW 185cm SH 48cm SW 132cm SD 53cm



ULTRA PLUS Norfolk 2-Seater Sofa

OH cm OW cm SH cm SW cm SD cm

LEVEL 4

FULLY BOARDED

Arm Chair

2-Seater

2.5-Seater

3-Seater



ULTRA PLUS Highgate 2-Seater Sofa

OH 89cm OW 147cm SH 45.7cm SW 120cm SD 50cm



ULTRA PLUS Cuban 2-Seater Sofa

OH 100.4cm OW 135cm SH 50cm SW 100.6cm SD 56cm



ULTRA LOUNGE

ANY CHAIR
ANY
BAND 1
FABRIC

- Single Seater
- Two-Seater
- Two and a Half-Seater
- Three-Seater



ULTRA PLUS Melrose Arm Chair– Fixed Back
 OH 85cm OW 140cm SH 46cm SW 104cm SD 53cm
 Fixed Backs and Seat



ULTRA PLUS Montrose 2-Seater Sofa
 OH 96cm OW 140cm SH 48cm SW 106cm SD 53cm



ULTRA PLUS Melrose Fixed Back 2.5-Seater Sofa
 OH 85cm OW 140cm SH 46cm SW 104cm SD 53cm
 Fixed Back and Seat



ULTRA PLUS Chandler 2-Seater Sofa
 OH cm OW cm SH cm SW cm SD cm



ULTRA LOUNGE

ANY CHAIR
ANY
BAND 1
FABRIC

- Single Seater
- Two-Seater
- Two and a Half-Seater
- Three-Seater



Somerset Fixed Back Corner Unit with Coffee Table

Shown 3 Seater + Corner + 3 Seater
Sizes Made to order—Various Sizes Available



Hilton Chaise Sofa

OH 96cm OW 200cm SH 48cm SW 156cm SD 53cm



- ✓ Solid Hardwood Frames
- ✓ Huge Choice of Colour
- ✓ Reversible Seat & Back Cushions
- ✓ All Fabrics CRIB 5 for Contract Use



Contempo Oak Round Coffee Table

H 52cm D 70cm



Somerset Corner Sofa—Loose Cushions

Shown 2.5 Seater + Corner + 2 Seater
Sizes Made to order—Various Sizes Available



ULTRA LOUNGE

ANY CHAIR
ANY
BAND 1
FABRIC

- Single Seater
- Two-Seater
- Two and a Half-Seater
- Three-Seater



ULTRA PLUS Chelsea Tub Chair

OH 73cm OW 73cm SH 47cm SW 48cm SD 48cm



ULTRA PLUS Chelsea 2-Seater Sofa

OH 73 cm OW 121 cm SH 47 cm SW 96 cm SD 48 cm



ULTRA PLUS Martina Tub Chair

OH 79cm OW 71cm SH 48cm SW 46cm SD 46cm



ULTRA PLUS Chelsea Tub-to-Floor Chair

OH 73cm OW 73cm SH 47cm SW 48cm SD 48cm



ULTRA PLUS Belgravia Chair

OH 77cm OW 74cm SH 48cm SW 48cm SD 48cm



ULTRA PLUS Turin Tub Chair

OH 81cm OW 69cm SH 51cm SW 46cm SD 48cm



ULTRA LOUNGE

ANY CHAIR
ANY
BAND 1
FABRIC

Single Seater Two-Seater Two and a Half-Seater Three-Seater



BEAN BAGS



Bean Bag Chair



Bean Bag

Double Sip/Tamper Proof to prevent Bean spillage
With a Breathable Base Cloth



ULTRA PLUS Pimlico High Back Chair

OH 104cm OW 76cm SH 48cm SW 48cm SD 48cm



ULTRA PLUS Pimlico Mid Back Chair

OH 91cm OW 76cm SH 48cm SW 48cm SD 48cm

FOAM FOOTSTALLS



Foam Drum Circular Stool

OH 48cm Overall DIA 43cm



Foam Cubed Stool

OH 43cm OW 43cm OD 43cm



ULTRA PLUS Paris Weighted High Back

OH 96cm OW 68cm SH 48cm SW 46cm SD 51cm



ULTRA PLUS Paris Weighted Arm Chair

OH 99cm OW 69cm SH 48cm SW 48cm SD 51cm



Cadiz Armchair

2-Way Fabric Option (As Shown) additional cost
£25.00 + VAT



+ VAT required to all prices shown

SPARTA PLUS TV CABINETS

Designed for the most challenging environments. To house modern TV's safely locked away from risk of abuse without reducing viewing quality.



Sparta Wall Mounted TV Unit Medium (32")

H104.5 x W88.5 x D27cm



Sparta Wall Mounted TV Unit Large (42")

H104.5 x W111.5 x D27cm



Sparta Wall Mounted TV Unit Extra Large (42")

H104.5 x D27cm



Wood Colour: Natural Nebraska



Sparta Wall Mounted TV Unit Medium (32")

H104.5 x W88.5 x D27cm



Sparta Wall Mounted TV Unit Large (42")

H104.5 x W111.5 x D27cm



Sparta Wall Mounted TV Unit Extra Large (42")

H104.5 x D27cm



Wood Colour: Natural Nebraska

+ VAT required to all prices shown

Specifications

- Fitted with 6mm clear polycarbonate safety screws
- Ventilated to reduce overheating & fully lockable



**EXTREME
DURABILITY**

Wall Fixing Brackets Supplied with ALL Units

COFFEE TABLE

CONTEMPO RANGE



Fusion Oak Coffee Table

H 45cm W 100cm D 50cm



Fusion Stone Coffee Table

H 45cm W 100cm D 50cm



Thurlestone Coffee Table

H 49cm W 90cm D 50cm



Bergen Coffee Table

H 45cm W 100cm D 50cm



Salisbury Large Coffee Table

H 50cm W 110cm D 70cm



Netlee Coffee Table

H 45cm W 90cm D 45cm

Contempo Coffee Table

The Contempo Coffee Table will meet the demands of most challenging environments. Manufactured to help eliminate potential risk, while also allowing you to create the homely modern feel that is so important for a resident's care.

- Heavy duty for the purpose of durability and safety
- Fixed shelf with reinforced fixings to prevent injury or misuse
- Strength and stability tested for extremely challenging environments



HEAVY DUTY



Contempo Oak Coffee Table

H 52cm W 100cm D 50cm



HEAVY DUTY

Contempo Oak Coffee Table

H 52cm D 70cm



BISTRO TABLE RANGE

Titan



Titan Base Shown with Round Top

Hudson



Hudson Base Shown with Square Top



Laminated Table Tops 25mm or 40mm thickness



Dark Brown Eucalyptus



Natural Nebraska Oak



Medium Grey Finesline



Dark Grey Finesline



Natural Lancaster Oak




Natural Pacific Walnut



Tobacco Pacific Walnut



Vicenza Oak



Black Pietra Grigia
Silver ABS Edge Laminate



Round (Price including Base & 25mm Tops)

- 60cm
- 70cm
- 80cm
- 90cm



Square (Price including Base & 25mm Tops)

- 60cm
- 70cm
- 80cm
- 90cm



Rectangular (Price including Base & 25mm Tops)

- 110 x 70cm
- 120 x 80cm
- 140 x 70cm
- 150 x 80cm



BEST SELLER

Round (Price including Base & 40mm Tops)

- 60cm
- 70cm
- 80cm
- 90cm



Square (Price including Base & 40mm Tops)

- 60cm
- 70cm
- 80cm
- 90cm



Rectangular (Price including Base & 40mm Tops)

- 110 x 70cm
- 120 x 80cm
- 140 x 70cm
- 150 x 80cm

COFFEE STATIONS

Abbey Coffee Station

Small: H 87.5cm W 107cm D 54.5cm

Large: H 87.5cm W 127cm D 54.5cm



Lava Oak



Mountain Oak



Oyster Urban Oak



Brand New, our Coffee Stations offer a space for residents and employees alike to take a moment.

Made for organisation and neatness in mind, the Coffee Stations feature hidden waste bin in the larger cupboard, a cable port access for electrics on the top with a cutout in back, a cutlery drawer (with cutlery tray!). As well as having a upstand feature to stop anything sliding down the back.



Cashmere



Stone Grey



Lava Oak



Mountain Oak



Alby Blue



Graphite



Mussel



Darton Coffee Station

Small: H 87.5cm W 100cm D 52cm

Large: H 87.5cm W 120cm D 52cm

Lusso Coffee Station

Small: H 90.5cm W 107cm D 57cm

Large: H 90.5cm W 127cm D 57cm



Lissa Oak



Opera Walnut



Truffle Oak



HEAVY DUTY DINING TABLES



DURA-TECH TABLE TOPS CAN WITHSTAND EVERYDAY DAMAGE WHICH MAY OCCUR IN HIGH IMPACT HOMES



HEAVY DUTY

DURA-TECH 'C' RANGE



Dura-Tech 'C' Range Round Table
90cm DIA
100cm DIA
OAK Only



Dura-Tech 'C' Range Square Table
90cm x 90cm
100cm x 100cm
OAK Only



Dura-Tech 'C' Range Rectangular Table
150cm x 90cm
OAK Only



Lucca Ultra Plus Weighted On Legs
OH 96cm OW 46cm SH 48cm SW 46cm SD 38cm

SPECIFICATIONS:

- Very Strong Frames
- Heat & Scratch Resistant Tops
- 100mm Thick Legs
- Tops 26mm Thickness

HEAVY DUTY DINING TABLES



DURA-TECH TABLE TOPS CAN WITHSTAND EVERYDAY DAMAGE WHICH MAY OCCUR IN HIGH IMPACT HOMES



HEAVY DUTY

DURA-TECH 'R' RANGE



Dura-Tech 'R' Range Round Table

90cm DIA

100cm DIA

OAK Only



Dura-Tech 'R' Range Square Table

90cm x 90cm

100cm x 100cm

OAK Only



Dura-Tech 'R' Range Rectangular Table

120cm x 90cm

150cm x 90cm

180cm x 90cm

OAK Only

SPECIFICATIONS:

- Very Strong Frames
- Heat & Scratch Resistant Tops
- 75mm Thick Legs
- Tops 26mm Thickness

Valencia ULTRA Plus Weighted Dining Chair





ULTRA DINING CHAIRS

Available in Oak, Natural, or Walnut

ANY CHAIR
ANY
BAND 1
FABRIC



STACKING CHAIR

Exbury Arm Chair

OH 89cm OW 58cm SH 46cm SW 46cm SD 43cm



Wentworth with Skids

OH 92cm OW 61cm SH 48cm SW 46cm SD 51cm

With Skids – Additional Cost



Ati Arm Chair

OH 96cm OW 56cm SH 48cm SW 56cm SD 42cm

Oak Polish Only – Unless
Quantity Ordered



STACKING CHAIR

Hythe Arm Chair

OH 89cm OW 58cm SH 48cm SW 46cm SD 43cm

With Skids – Additional Cost



Colorado Side Chair

OH 107cm OW 49cm SH 51cm SW 46cm SD 46cm

Available in Oak ONLY and NOT Available with Skids



STACKING CHAIR

Odessa Arm Chair

OH 85cm OW 58cm SH 46cm

Oak Polish Only – Unless
Quantity Ordered



HEAVY DUTY DINING CHAIRS

Available in Oak, or Grey

ANY CHAIR
ANY
BAND 1
FABRIC



Solent Oak Side Polished Seat

OH 84cm OW 40cm SH 46cm SW 46cm SD 46cm



Solent Grey Side Polished Seat

OH 84cm OW 40cm SH 46cm SW 46cm SD 46cm



HEAVY DUTY



Solent Oak Side Upholstered Seat

OH 84cm OW 40cm SH 49cm SW 46cm SD 46cm



Solent Grey Side Upholstered Seat

OH 84cm OW 40cm SH 49cm SW 46cm SD 46cm



Solent Oak Arm Polished Seat

OH 88cm OW 56cm SH 46cm SW 48cm SD 47cm



Solent Grey Arm Polished Seat

OH 88cm OW 56cm SH 46cm SW 48cm SD 47cm



Solent Oak Arm Upholstered Seat

OH 88cm OW 56cm SH 49cm SW 48cm SD 47cm



Solent Grey Arm Upholstered Seat

OH 88cm OW 56cm SH 49cm SW 48cm SD 47cm

DINING TABLE RANGE

Available in Oak, Natural, or Walnut

RIMINI WEIGHTED



Rimini Round Table

90cm

100cm

7.5cm Thick legs



Rimini Square Table

90cm x 90cm

100cm x 100cm

7.5cm Thick legs

- *Very Heavy Duty
- *Concrete Blocks
- *Taper Proof Screws
- *Sturdy Legs



Rimini Rectangular Table

120cm x 90cm

150cm x 90cm

180cm x 90cm

220cm x 100cm

7.5cm Thick legs

CONTEMPO



Contempo Oak Square Table

90cm x 90cm

100cm x 100cm

OAK Only



Contempo Oak Round Table

100cm DIA

OAK Only



Contempo Oak Rectangular Table

150cm x 90cm

180cm x 90cm

220cm x 100cm

Fixed Oval Top 180cm x 100cm

OAK Only



HEAVY DUTY

DINING TABLE RANGE

LONDON TABLE



London Oak Rectangular Table

150cm x 90cm **IN STOCK**

180cm x 90cm **6/7 WEEK DELIVERY**

OAK Only



London Oak Square Table

90cm x 90cm **IN STOCK**

100cm x 100cm **6/7 WEEK DELIVERY**

OAK Only



HEAVY DUTY

London Tables are made with 36mm Beech veneered tops with solid edging and solid Beech underframe.

The heavy duty legs measure 90 x 90mm



London Oak Round Table

100cm DIA **IN STOCK**

OAK Only

FUSION TABLE



Fusion Stone Dining Table

H 75cm W 150cm D 95cm

H 75cm W 190cm D 95cm

with High Pressure Laminate (HPL) Tough Tops



HEAVY DUTY



Fusion Oak Dining Table

H 75cm W 150cm D 95cm

H 75cm W 190cm D 95cm

with High Pressure Laminate (HPL) Tough Tops



HEAVY DUTY

Fusion Oak Living Range



HEAVY DUTY



Lamp Table

H 45cm W 50cm D 50cm



Coffee Table

H 45cm W 100cm D 50cm



Step Coffee Table

H 48cm W 110cm D 55cm



TV Unit

H 50cm W 130cm D 40cm



Small Sideboard

H 82cm W 93cm D 45cm



Large Sideboard

H 85cm W 140cm D 45cm



Solent Side Upholstered Seat

OH 84cm OW 40cm SH 46cm SW 46cm SD 46cm



Solent Arm Upholstered Seat

OH 88cm OW 56cm SH 46cm SW 48cm SD 47cm



Round Dining Table

130cm DIA x H75cm



Bar Table

70cm DIA x H92cm



Bench – With Back

OH 86cm OW 140cm D 57.2cm
OH 86cm OW 180cm D 57.2cm



Bench – No Back

OH 49cm OW 140cm D 42cm
OH 49cm OW 180cm D 42cm



Bookcase with Drawers

H 185cm W 75cm D 35cm

High Temperature Resistant
Scratch Resistant
Liquid Permeation Resistant
Easy Clean



Extension Leaf



Corner Bench RH

OH 86cm OW 146.5 to 177.2cm D 57.2cm



Shelf Unit

H 200cm W 120cm D 40cm



Dining Table

H 75cm W 150cm D 95cm
H 75cm W 190cm D 95cm



Corner Bench LH

OH 86cm OW 146.5 to 177.2cm D 57.2cm

Fusion Stone Living Range



HEAVY DUTY



Lamp Table

H 45cm W 50cm D 50cm



Coffee Table

H 45cm W 100cm D 50cm



Step Coffee Table

H 48cm W 110cm D 55cm



TV Unit

H 50cm W 130cm D 40cm



Small Sideboard

H 82cm W 93cm D 45cm



Large Sideboard

H 85cm W 140cm D 45cm



Solent Side Upholstered Seat

OH 84cm OW 40cm SH 46cm SW 46cm SD 46cm



Solent Arm Upholstered Seat

OH 88cm OW 56cm SH 46cm SW 48cm SD 47cm



Round Dining Table

130cm DIA x H75cm



Bar Table

70cm DIA x H92cm



Bench - With Back

OH 86cm OW 140cm D 57.2cm
OH 86cm OW 180cm D 57.2cm



Bench - No Back

OH 49cm OW 140cm D 42cm
OH 49cm OW 180cm D 42cm



Bookcase with Drawers

H 185cm W 75cm D 35cm

High Temperature Resistant
Scratch Resistant
Liquid Permeation Resistant
Easy Clean



Extension Leaf



Corner Bench RH

OH 86cm OW 146.5 to 177.2cm D 57.2cm



Dining Table

H 75cm W 150cm D 95cm
H 75cm W 190cm D 95cm



Corner Bench LH

OH 86cm OW 146.5 to 177.2cm D 57.2cm



Shelf Unit

H 200cm W 120cm D 40cm

Salcombe Living Range



Our Salcombe Range is designed to bridge the gap between traditional and contemporary interiors. With the stone grey carcass and chunky legs paired with the classic oak tops, a soft aesthetic is given to this range.



Antique Knob



Silver Knob



Example of Drawer



Lamp Table

H 55cm W 52cm D 50cm



Nest of Tables

H 50cm W 52cm D 41cm



Console Table

H 85cm W 100cm D 35cm



Coffee Table

H 45cm W 120cm D 50cm



Corner TV Unit

H 70cm W 100cm D 45cm



TV Unit 1400

H 58cm W 140cm D 38cm



TV Unit 1900

H 58cm W 190cm D 38cm



Large Bookcase

H 180cm W 100cm D 30cm



Slim Bookcase

H 180cm W 60cm D 30cm



Corner Display Cabinet

H 190cm W 65cm D 40cm



Large Ext. Table

H 80.5cm W 200-245cm D 95cm



Small Ext. Table

H 80.5cm W 140-185cm D 90cm



Small Sideboard

H 85cm W 110cm D 40cm



Large Sideboard

H 85cm W 166cm D 40cm



Large Kitchen Island

H 85cm W 140cm D 61cm



**Painted Dining Chair
-Choice of Fabric**

H 110cm W 48cm D 56cm



Oak Dining Chair

H 93cm W 46.5cm D 52.5cm

Bergen Oak Living Range



Bergen is beautifully made from solid Oak and Oak veneers. The collection showcases many unique features including inset handles, soft rounded corners and exaggerated exposed wood grain.

Bergen offers two sized dining tables that can be paired with either the large or small sideboard.

Bergen living will be a fantastic addition.





Nest of Table

H 55cm W 50cm D 40cm



Coffee Table

H 50cm W 115cm D 55cm



Entertainment Unit

H 49cm W 140cm D 45cm



Console Table

H 78cm W 100cm D 40cm



Small Sideboard

H 80cm W 98.5cm D 40cm



Large Sideboard

H 80cm W 140cm D 40cm



Bench

H 46cm W 130cm D 35cm



Bench Cushion

H 7.5cm W 35cm D 38.5cm



Bench with Cushions

H 46cm W 130cm D 35cm



Large Extending Table

H 77cm W 160/Extending to 210 cm D 90cm

Compact Extending Table

H 77cm W 135/Extending to 175 cm D 80cm



Solent Oak Side Upholstered Seat

OH 84cm OW 40cm SH 49cm SW 46cm SD 46cm



Solent Oak Arm Upholstered Seat

OH 88cm OW 56cm SH 49cm SW 48cm SD 47cm

Royal Darton

Features

Glued dowelled and screwed

Designed for contract use

Solid backs to all units

110° soft close hinges

Optional Locks

Metal sided drawer boxes

Soft rounded corners

Large Visual metal handles

Feature vinyl pressed doors and drawer fronts

5 years furniture guarantee

Easy wash with soapy water or non-scrubbing household detergent

Shown with Mountain Oak Tops with Stone Carcass & Fronts



WOOD COLOURS

& Contrasting Door/Drawer




Lava Oak



Mountain Oak



Stone Grey



Alby Blue



Graphite



Cashmere



Mussel



Anti microbial finishing lacquers
melamine faced to aid easy clean and
hygiene



Console Table

H 92.5cm W 107cm D 42.5cm



Console Table with 2 Drawers

H 92.5cm W 107cm D 42.5cm



Small TV Unit

H 70cm W 87cm D 47.5cm



Medium TV Unit

H 70cm W 107cm D 47.5cm



Wide TV Unit

H 70cm W 134cm D 47.5cm



107 Sideboard

S: H87.5 x W107 x D54.5cm



127 Sideboard

S: H87.5 x W127 x D54.5cm



Small Bookcase

H 92.5cm W 87cm D 36.5cm



Tall Bookcase

H 180cm W 87cm D 36.5cm



Narrow Combi Bookcase

H 180cm W 60cm D 42.5cm

“Designed for the most challenging environments”



3FT Sparta Box Bed in Natural Nebraska



3FT Sparta Box Bed in Venetian Walnut



**EXTREME
DURABILITY**



4FT Sparta Box Bed in Natural Nebraska



4FT Sparta Box Bed in Venetian Walnut



**EXTREME
DURABILITY**



Natural Nebraska

Sparta Box Bed

3FT

4FT

4FT6



Venetian Walnut

“Designed for the most challenging environments”

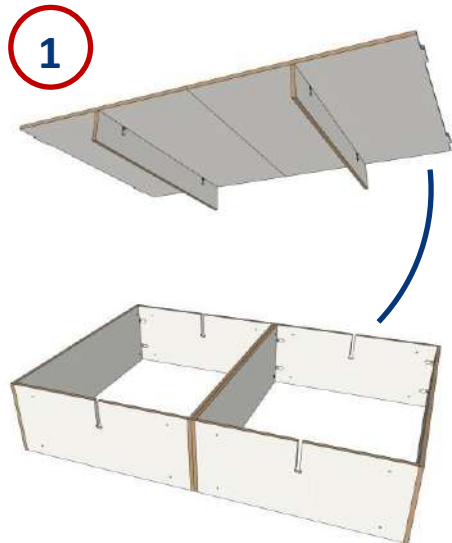
SPECIFICATIONS

Box Beds are designed with careful consideration for challenging environments. Available in 3ft and 4ft widths, all box beds take a standard 6ft 3 inches long mattress.

- Heavily weighted carcass to deter misuse
- Smooth rounded corners for additional safety
- Solid internal reinforced linings
- Box beds can be fixed to the floor if required
- 18mm Melamine faced MDF
- Solid internal reinforced linings
- Strength and stability tested for contact use
- Delivered in 2 sections which are then easily fastened together



**EXTREME
DURABILITY**



Robust internal reinforced linings for extra support



Enclosed base to minimise concealment opportunities



“Designed for the most challenging environments”



2 Door Wardrobe with Shelf

H 1840 x W 940 x D 560mm



3 Drawer Chest

H 660 x W 740 x D 560 mm



3 Drawer Bedside Cabinet with Top Lock

H 660 x W 500 x D 480mm

Option 1 SET Includes:

- 2 Door Full Hanging Wardrobe
- 3 Drawer Wide Chest
- 3 Drawer Bedside Cabinet with Top Lock

Was £1225.00 + VAT
Now Only £1095.00 + VAT

Option 2 SET Includes:

- 2 Door Full Hanging Wardrobe
- 3 Drawer Wide Chest
- 3 Drawer Bedside Cabinet with Top Lock
- Sparta Box Bed 3FT

Was £1735.00 + VAT
Now Only £1685.00 + VAT



HEAVY DUTY

Sparta Box Bed in Natural Nebraska

3FT - 195 x 96 x 50cm

4FT - 195 x 128 x 50cm

Available in 3ft & 4ft widths, all beds take a standard 6ft 3inches long mattress, 18mm Melamine faced MDF with internal reinforcing linings and smooth rounded corners to the head and foot boards. Box Beds can also be fixed to the floor if required. The bed is delivered in two sections which are then easily fastened together – this is done to ease installation.

WOOD COLOUR Natural Nebraska



“Designed for the most challenging environments”

ROBUST, DUABLE & TOUGHENED FURNITURE

Special Specifications for Challenging Environments include metal drawer box for bedside and 3 drawer chest, piano hinges on wardrobe with shelf included & braked caster wheels on all furniture.

- Top Lock on Bedside
- Metal Drawer Box
 - Scoop Handles
 - Rounded Edges
- Piano Hinges on Wardrobe
- Half Depth Anti-ligature Hanging Shelf
- Caster Wheels
- All Doors & Drawers can be lockable
- Non-removable Drawers



3 Drawer Bedside Cabinet with Top Lock

H 660 x W 500 x D 480mm



3 Drawer Chest

H 660 x W 740 x D 560 mm



2 Door Wardrobe with Shelf

H 1840 x W 940 x D 560mm

Option 1 SET Includes:

- 2 Door Full Hanging Wardrobe
- 3 Drawer Wide Chest
- 3 Drawer Bedside Cabinet with Top Lock

Was £1225.00
+ VAT

Now Only

£1095.00

+ VAT



**EXTREME
DURABILITY**



Was £1735.00
+ VAT

Now Only

£1685.00

+ VAT

Option 2 SET Includes:

- 2 Door Full Hanging Wardrobe
- 3 Drawer Wide Chest
- 3 Drawer Bedside Cabinet with Top Lock
- Sparta Box Bed 3FT



**EXTREME
DURABILITY**



Sparta Box Bed in Venetian Walnut

3FT - 195 x 96 x 50cm

4FT - 195 x 128 x 50cm

WOOD COLOUR:

Light Grey Carcass

Top/Bottom Venetian Walnut



THOR PLUS BEDROOM FURNITURE

The Thor Range will meet the demands of most challenging environments while its design and finish will help to allow you to create the homely feel that is so important for a resident's care and rehabilitation.

- Designed without doors for the purpose of durability and safety
- 25mm thick tops and melamine-faced carcass
- Thor has been designed specially to minimise concealment areas



**EXTREME
DURABILITY**



Thor Open Bedside

H68.5 x W48.5x D54.5cm



Thor Open Chest

H83.5 x W81x D48.5cm



WOOD COLOUR Natural Nebraska



WOOD COLOUR Venetian Walnut



THOR PLUS BEDROOM FURNITURE

- Ligature shelf with groove instead of clothes rail to minimise risks
- Fixed shelves with reinforced panels to prevent injury or misuse
- Strength and stability tested for extremely challenging environments
- Plinth for extra durability and strength



Thor Open Double Wardrobe

H180 x W92.5x D63.5cm

Fusion Oak Bedroom Range

**SOLID
WOOD**

WOOD COLOUR



Oak



Dressing Table Mirror

H 57.4cm W 55cm D 6cm



1 Drawer Bedside

H 55cm W 45cm D 35cm



3 Drawer Bedside

H 55cm W 45cm D 35cm



3 Drawer Chest

H 76cm W 87.5cm D 45cm



Bed Frame

4ft6 –H 110cm W 144cm D203cm

5ft –H 110cm W 159cm D210cm



6 Drawer Wide Chest

H 76cm W 129cm D 45cm



5 Drawer Tall Chest

H 100.6cm W 50cm D 40cm



Ottoman

H 45cm W 100cm D 45cm



Desk

H 76cm W 105cm D 45cm



**Double Full Hanging
Wardrobe**

H 192cm W 100cm D 58cm



Triple Full Hanging Wardrobe

H 192cm W 159.2cm D 58cm












Highbury Bedroom



PREMIUM

STOCK
ITEM

Features/Benefits

-  Glued dowelled & screwed
-  Designed for contract use
-  Solid backs to all units
-  170° hinges
-  Durable hanging rail
-  Optional Locks
-  Metal sided drawer boxes
-  Soft rounded corners 25mm
-  Tested to BS 4875 Part 8
-  Tester to BS 4875 Part 7 L4
-  5 years furniture guarantee

STOCK SETS

Option 1 Products are Stock Items so are available on an Express Delivery



Option 2
Standard Price £860.00
NOW £795.00
+VAT
Room Replacement £25.00 + vat
Inc. Removal of all Packaging

Option 1 SET INCLUDES:

- 2 Door Full Hanging Wardrobe
- 3 Drawer Wide Chest
- 3 Drawer Bedside Cabinet with Top Lock

WOOD COLOUR



Urban Oyster Oak














Optional Extra
Integral Lockable Medicine Cabinet



Anti microbial finishing lacquers melamine faced to aid easy clean and hygiene

Lagos Bedroom

Features/Benefits


-  Glued dowelled & screwed
-  Designed for contract use
-  15m Solid backs to all units
-  170° hinges
-  Durable hanging rail
-  Optional Locks
-  Metal sided drawer boxes
-  Soft rounded corners 25mm
-  Tested to BS 4875 Part 8
-  Tester to BS 4875 Part 7 L4
-  5 years furniture guarantee

The Lagos bedroom range is designed for contract use with a modern appearance, offered in a choice of furniture options and wood colours. Let the Lagos transform your bedroom...


PREMIUM

Shown in Lissa Oak



 Optional Extra
Integral Lockable Medicine Cabinet

WOOD COLOUR OPTIONS



Anti microbial finishing lacquers melamine faced to aid easy clean and hygiene

Option 1
 Standard Price £845.00
NOW £749.00
 +VAT
 Room Replacement £25.00 + vat
 Inc. Removal of all Packaging

Option 1 SET INCLUDES:

- 2 Door Full Hanging Wardrobe
- 3 Drawer Wide Chest
- 1 Door/ 1 Drawer Bedside Cabinet with Top Lock



Option 2
 Standard Price £875.00
NOW £795.00
 +VAT
 Room Replacement £25.00 + vat
 Inc. Removal of all Packaging

Option 2 SET INCLUDES:

- 2 Door Full Hanging Wardrobe
- 4 Drawer Wide Chest
- 3 Drawer Bedside Cabinet with Top Lock



PREMIUM

Additional Locks Optional – Add £20.00

Lagos Individual Items

 <p>Bedside Door & Shelf H 64.5 cm W 47cm D 46cm</p>	 <p>Bedside 1 Drawer H 64.5 cm W 47cm D 46cm</p>	 <p>1 Drawer / 1 Door H 64.5 cm W 47cm D 46cm</p>	 <p>3 Drawer Bedside H 64.5 cm W 47cm D 46cm</p>	
 <p>3 Drawer Chest H 64.3cm W 72cm D 54.5cm</p>	 <p>3 Drawer Wide Chest Dressing Table Hight & Depth H 76cm W 72cm D 46cm</p>	 <p>4 Drawer Chest H 82cm W 72cm D 54.5cm</p>	 <p>Dressing Table with Shelf H 76 cm W 120cm D 46cm</p>	 <p>Dressing Table with Full Height Drawers H 876cm W 120cm D 46cm</p>
 <p>6 Drawer Chest H 64.5 cm W 120cm D 46cm</p>		 <p>9 Drawer Chest H 82 cm W 120cm D 46cm</p>		
 <p>5 Drawer Chest H 99.5cm W 72cm D 54.5cm</p>	 <p>Double Wardrobe H 182 cm W 78cm D 54.5cm</p>	 <p>Gents Wardrobe H 182 cm W 78cm D 54.5cm</p>	 <p>Combination Wardrobe H 182 cm W 92cm D 54.5cm</p>	

Stratford Bedroom


Features/Benefits


 Glued dowelled & screwed


 Designed for contract use

 Solid backs to all units

 110° Soft Close Hinges

 Durable hanging rail

 Optional Locks

 Metal sided drawer boxes

 Soft rounded corners 25mm

 Large Visual Metal Handles

 Manufactured in the UK

 5 years furniture guarantee

PREMIUM

Shown in Mountain Oak with Mussel Fronts



Optional Extra
Integral Lockable Medicine Cabinet

WOOD COLOUR OPTIONS



Lava Oak



Mountain Oak



Stone Grey



Mussel



Alby Blue



Graphite



Cashmere



Anti microbial finishing lacquers
melamine faced to aid easy clean and
hygiene

Option 1
Standard Price £1095.00
NOW £985.00

+VAT

Room Replacement £25.00 + vat
Inc. Removal of all Packaging

Option 1 SET INCLUDES:

- 2 Door Full Hanging Wardrobe
- 3 Drawer Wide Chest
- 1 Door/ 1 Drawer Bedside Cabinet with Top Lock



Option 2
Standard Price £1180.00
NOW £1065.00

+VAT

Room Replacement £25.00 + vat
Inc. Removal of all Packaging

Option 2 SET INCLUDES:

- 2 Door Full Hanging Wardrobe
- 4 Drawer Wide Chest
- 3 Drawer Bedside Cabinet with Top Lock



PREMIUM

Additional Locks Optional

Stratford Individual Items



Bedside 1 Drawer

H 67 cm W 55 cm D 50.5 cm



Door & Drawer

H 67 cm W 55 cm D 50.5 cm



Bedside 3 Drawer

H 67 cm W 55 cm D 50.5 cm



3 Drawer Chest

H 78.5 cm W 80 cm D 50.5cm



4 Drawer Chest

H 99.5 cm W 80 cm D 50.5cm



Dressing Table

H 78.5 cm W 132cm D 50.5cm



Single Top Box

H 43.5 cm W 55 cm D 58.5cm



Double/Gents Top Box

H 43 cm W 86 cm D 58.5 cm



Wide Double Top Box

H 43.5 cm W 100 cm D 58.5cm



Double Wardrobe

H 184.5 cm W 86 cm D 58.5cm



Gents Wardrobe

H 184.5 cm W 86 cm D 58.5 cm














Wide Double Wardrobe

H 184.5 cm W 100 cm D 58.5cm

Loule Bedroom

Including Bow Handles

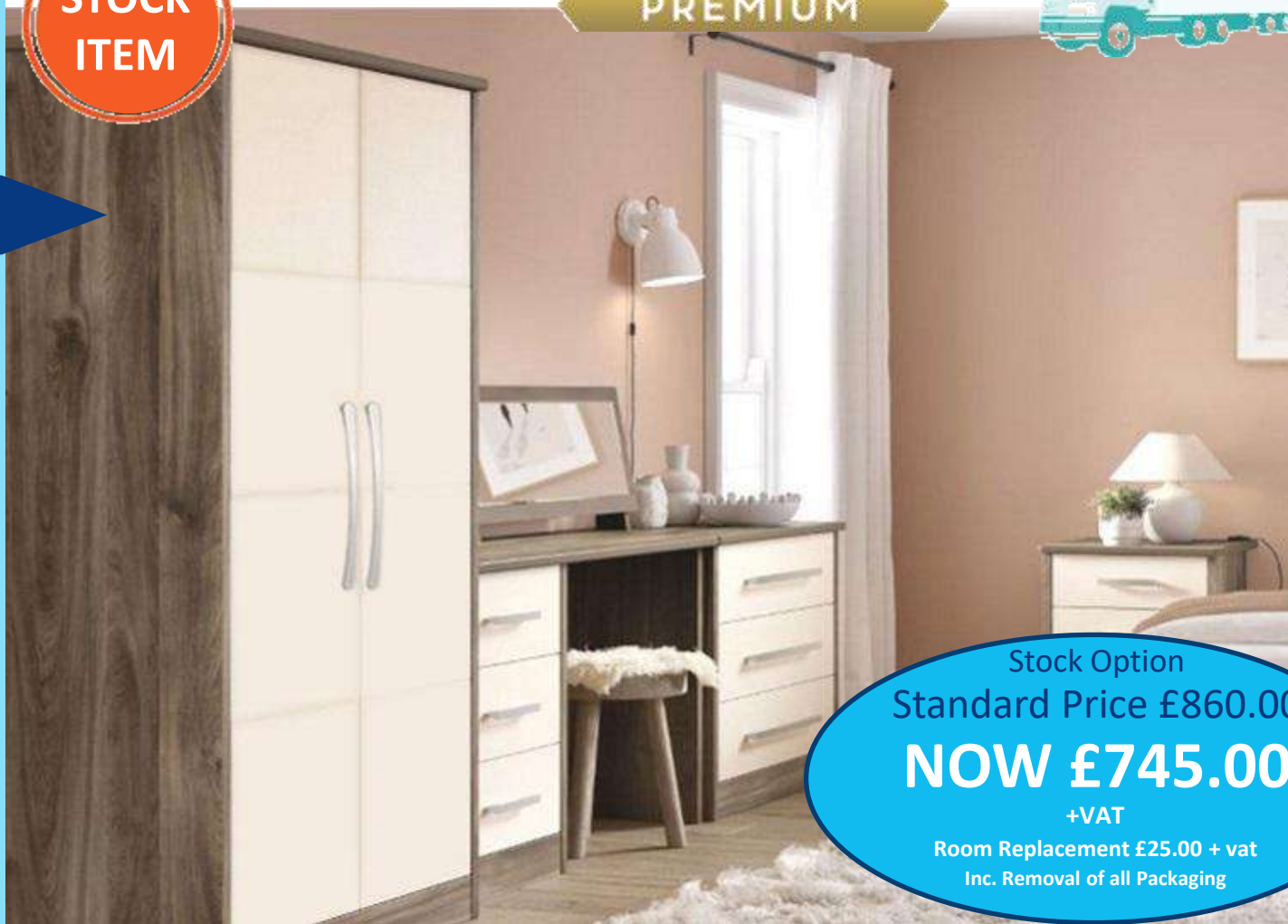
Features/Benefits

-  Glued dowelled & screwed
-  Designed for contract use
-  15m Solid backs to all units
-  170° hinges
-  Durable hanging rail
-  Optional Locks
-  Metal sided drawer boxes
-  Soft rounded corners 25mm
-  Tested to BS 4875 Part 8
-  Tester to BS 4875 Part 7 L4
-  5 years furniture guarantee

The Loule bedroom range is designed for contract use with a modern appearance, offered in a choice of furniture options and wood colours. Let the Loule transform your bedroom...

**STOCK
ITEM**

PREMIUM



Stock Option
Standard Price £860.00
NOW £745.00
+VAT
Room Replacement £25.00 + vat
Inc. Removal of all Packaging

STOCK Option 2 SET INCLUDES:

- 2 Door Full Hanging Wardrobe
- 3 Drawer Wide Chest
- 3 Drawer Bedside Cabinet with Top Lock

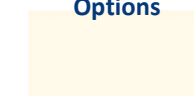


WOOD COLOUR



Opera Walnut

Contrasting Door/Drawer Options



Cream



Optional Extra
Integral Lockable Medicine Cabinet



Anti microbial finishing lacquers melamine faced to aid easy clean and hygiene

Option 1
 Standard Price £840.00
NOW £725.00
 +VAT
 Room Replacement £25.00 + vat
 Inc. Removal of all Packaging

Option 1 SET INCLUDES:


- 2 Door Full Hanging Wardrobe
- 3 Drawer Wide Chest
- 1 Door/ 1 Drawer Bedside Cabinet with Top Lock



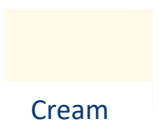
Option 2
 Standard Price £895.00
NOW £795.00
 +VAT
 Room Replacement £25.00 + vat
 Inc. Removal of all Packaging

Option 2 SET INCLUDES:

- 2 Door Full Hanging Wardrobe
- 4 Drawer Wide Chest
- 3 Drawer Bedside Cabinet with Top Lock



Contrasting Door/Drawer Options



+ VAT required to all prices shown



PREMIUM

Additional Locks Optional

Loule Individual Items

 Bedside Door & Shelf H 65cm W 52cm D 46cm	 Bedside 1 Drawer H 65cm W 52cm D 46cm	 1 Drawer / 1 Door H 65cm W 52cm D 46cm	 3 Drawer Bedside H 65cm W 52cm D 46cm	
 3 Drawer Chest H 65cm W 77cm D 54cm	 3 Drawer Chest Dressing Height and Depth H 76.5cm W 77cm D 46cm	 4 Drawer Chest H 82.5cm W 77cm D 56cm	 Dressing Table with Full Height Drawers H 76.5cm W 121cm D 46cm	 Dressing Table with Shelf H 76.5cm W 121cm D 46cm
 5 Drawer Chest H 100cm W 77cm D 54cm	 Double Wardrobe H 182.5 cm W 83cm D 54cm	 Gents Wardrobe H 182.5 cm W 83cm D 54cm	 Combination Wardrobe H 182.5 cm W 97cm D 54cm	


ARMOUR BEDROOM RANGE



Option 2
Standard Price £795.00
NOW £695.00
+VAT
Room Replacement £25.00 + vat
Inc. Removal of all Packaging

Option 2 SET INCLUDES:

- 2 Door Full Hanging Wardrobe
- 4 Drawer Wide Chest
- 3 Drawer Bedside Cabinet with Top Lock



Specifications

- Delivered Assembled
- Durable Scratch
- Quality, Long Lasting Soft Closing Drawers
- Resistant Vinyl Wrap
- Radius Corners
- Contract Quality
- 170° soft close hinges
- 15mm Solid backs to all units
- Durable hanging rail
- Optional Locks
- Metal sided drawer boxes
- Quality fixings





2 Drawer Bedside

H 56 cm W 42cm D 42cm



1 Drawer 1 Door Bedside

H 78 cm W 42cm D 42cm



3 Drawer Bedside

H 78 cm W 42cm D 42cm



3 Drawer Chest

H 78 cm W 78cm D 42cm



4 Drawer Chest

H 101 cm W 78cm D 42cm



2 Door Wardrobe

H 190 cm W 78cm D 56cm



Combi Wardrobe

H 190 cm W 78cm D 56cm



**HEAVY
DUTY**

ZIP OFF | LOW RISK PRESSURE CARE MATTRESS



Zip Off Low Risk Pressure Care Mattress
3'0"
4'0"
4'6"

KEY FEATURES

- 2 way turnable mattress for entry level pressure care
- Zonal top castellated foam core for increased performance
- 4 way stretch reliance fabric cover
- Sewn cover with "Exposed Zip" style zip for easy removal – Waterproof
- Zip flap provides additional protection for foam core

The Zip Off / Low Risk Pressure Care Mattress is a perfect choice for low risk pressure care.

The cover is made from the Reliance range of fabrics which is multi-stretch, vapour permeable, easily wiped clean and also cleanable to 1,000ppm of active chlorine.

The top surface is castellated core of 33/160 foam which provides an increased performance whilst maintaining the cost effective care solution for low risk pressure care.

The easy access zip on three sides has a flap cover to help with infection control and cleaning. Our low risk mattresses are designed and assessed as thoroughly and are designed to perform.



Waterproof



Product Size
1900 x 900 x 180mm



Risk Category
Low Risk



Cover and Fabric Spec
Sewn Reliance



Fire Retardance Rating
BS7177:2008 Medium
Hazard Crib 5



Max User Weight
150kg / 23stone
(Guide Only)



Foam Specification
33kg /m3/160N
Single Castle Foam




Warranty
2 Years reducing



Cleaning & Care
95 Degree Wash
Professionally Cleaned

ANTI VANDAL 2023 MATTRESS



Anti Vandal High Risk
3'0"
4'0"
4'6"

KEY FEATURES

- 2 way turnable mattress with U-Core supports
- Fully Welded No Zip –Waterproof
- 33/160 Foam insert
- Anti Vandal Fabric on Outside 600gsm PVC

The Anti Vandal 2023 has been specially designed for users considered to be at High or Very High Risk of developing pressure ulcers.

The Anti Vandal 2023 is specifically designed to redistribute pressure and aid in the prevention of pressure ulcers.

The foam, which makes up inside of the mattress core creates increased stability during patient transfers.



Product Size
1900 x 900 x 180mm



Max User Weight
150kg / 23stone
(Guide Only)



Risk Category
High Risk



Foam Specification
33/160 Foam



Cover and Fabric Spec
HF Welded Top
Advance HF Welded
Base Reliance



Warranty
2 Years reducing



Waterproof
Fully Welded

BEDS & MATTRESSES

Available as a 3'0" | 4'0" | 4'6"

Nautilus Waterproof / Breathable Mattress



- 3'0"

- 4'0"

- 4'6"

Nautilus Plus Waterproof Mattress
-Extra 500mg of Padding



- 3'0"

- 4'0"

- 4'6"

Neptune 1000 Pocket Sprung Waterproof Mattress



- 3'0"

- 4'0"

- 4'6"

Super Dry Pressure Relieving Mattress -7" Thickness



- 3'0"

- 4'0"

- 4'6"



Nautilus on 8" Base with Fixed Legs

- 3'0"

- 4'0"

- 4'6"



Nautilus on 14" Base

- 3'0"

- 4'0"

- 4'6"



Anti Vandal Mattress - 7" Mattress

- 3'0"

- 4'0"

- 4'6"

Anti Vandal Mattress - 5" Mattress

- 3'0"

+ VAT required to all prices shown

BEDS

Available as a 3'0" | 4'0" | 4'6"



STURDY

Sturdy Faux Leather Deep Base with 12mm MDF Tops
Re-enforced Top for Heavy Use
(Grey or Brown Faux Leather)

Shown in Brown Faux Leather

3'0"

4'0"

4'6"




Faux Leather Deep Base
(Grey or Brown Leather)

Shown in Grey Faux Leather

3'0"

4'0"

4'6"



14" Foam Bed Base

3'0"

4'0"

4'6"

Salisbury Bed Frame

3'0"

4'6"



Marlow Bed Frame

3'0"

4'6"



Manilo Low Foot
Pine Antique Bed

3'0"

4'0"

4'6"



Ventnor

3'0"

4'0"

4'6"



Wooton

3'0"

4'0"

4'6"




Alton

3'0"

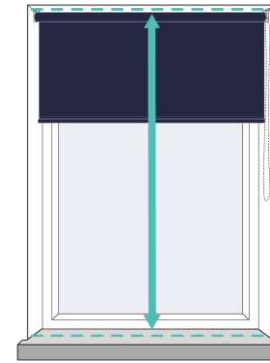
4'0"

4'6"

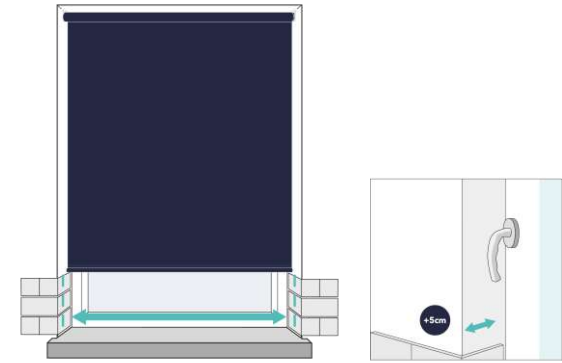




Step 1: Measure the Width
 Measure the width of your window recess in three places, top middle and bottom Use the smallest measurement as your width.

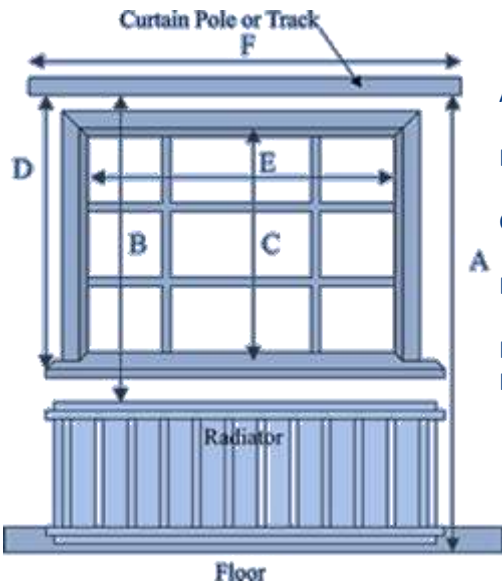


Step 2: Measure the Drop
 Measure the drop of your window recess in three places; top, Middle and bottom, Use the smallest measurement as your drop.



Note
 If you have obstructions within your recess (e.g. tiles) measure between these two points and use this as your width measurement.
 Check your recess depth
 Ensure you have at least 5cm clearance between the front of your window recess and the edge of any obstructions.

Measuring your Curtains



- A. Curtain Length (drop) from the track or pole to the floor.
- B. Curtain Length (drop) from the track or pole to the radiator.
- C. Curtain length (drop) inside the window recess.
- D. Curtain length (drop) from the tack or pole to the window sill.
- E. Width inside the window recess.
- F. Width of the curtain track or pole



Satin Silver Sphere Finial



Satin Silver Stud End Finial



Polished Graphite Sphere Finial



Black Stud End Finial

Contact Curtain Pole with Finials and fixings available (can be sold separately)
125cm / 150cm / 200cm / 300cm

Pole Measurement

Usually 20cm (8") overhang each side of the window.



Pencil Pleat Curtains on a Track



Eyelet Curtains on a Satin Silver Pole

CURTAIN PRICES *Supply Only*

Supply Curtain Prices – Fitting Additional Cost

MADE TO MEASURE CURTAINS – Free Samples Available All curtains are inherently FR, soft touch 3 pass with blackout coating

Prices are based on Band 1 fabrics and are a guide only. We are happy to provide a quotation to your specific requirements. All prices to supply only.

PENCIL PLEAT Made to your exact measurements with 3” pencil pleat heading

CURTAIN OVERALL DROP	1 Width Approx. 127cm	1.5 Width Approx. 190cm	2 Widths Approx. 254cm	2.5 Widths Approx. 317cm	3 Widths Approx. 380cm
Up to 137cm (54”)	£153.00	£199.00	£272.00	£345.00	£408.00
Up to 162cm (64”)	£166.00	£239.00	£312.00	£370.00	£428.00
Up to 183cm (72”)	£176.00	£254.00	£327.00	£390.00	£443.00
Up to 228cm (90”)	£211.00	£274.00	£342.00	£410.00	£478.00
Up to 274cm (108”)	£226.00	£304.00	£387.00	£460.00	£538.00

CONTRACT METAL TRACK

Up to 125cm	Up to 150cm	Up to 200cm	Up to 250cm	Up to 300cm	Up to 350cm	Up to 400cm
£25.00	£30.00	£35.00	£40.00	£45.00	£50.00	£60.00

CONTRACT 28mm METAL POLE - SPHERE FINIAL (Available in Satin Silver, Antique Brass, Chrome, Polished Graphite)

CONTRACT 28mm METAL POLE - STUD END FINIAL (Available in Satin Silver. Black ONLY)

Up to 125cm	Up to 150cm	Up to 200cm	Up to 250cm	Up to 300cm	Up to 350cm	Up to 400cm
£35.00	£40.00	£45.00	£50.00	£55.00	£60.00	£65.00

Bay Window Metal Pole 28mm Set - £79.00

EYELETS

CURTAIN OVERALL DROP	1 Width Approx. 127cm	1.5 Width Approx. 190cm	2 Widths Approx. 254cm	2.5 Widths Approx. 317cm	3 Widths Approx. 380cm
Up to 137cm (54”)	£160.00	£240.00	£290.00	£370.00	£440.00
Up to 162cm (64”)	£190.00	£265.00	£320.00	£410.00	£470.00
Up to 183cm (72”)	£210.00	£280.00	£355.00	£430.00	£500.00
Up to 228cm (90”)	£235.00	£300.00	£375.00	£450.00	£545.00
Up to 274cm (108”)	£255.00	£320.00	£400.00	£470.00	£570.00

Curtain Fabric Fire Retardant

01489 576555 www.scf-ltd.com



Tie Backs – per pair £40.00

Bed Runner 3’0” Bed 1.6m x 0.6m £79.00

3’0” Bed 1.6m x 0.6m Padded £105.00

2m x 2m Bed throw —£69.00 (min. 2 at a time)

All ILIV Q1715 Single Bedspread Box Fitted 21” –Centre Panel & Sides £155.00

All ILIV Q1715 Single Bedspread Box Fitted 21” –Centre Panel & Sides £179.00

ILIV Q1715 Single Bedspread Box Fitted 21” – Quilted Centre Panel / Unlined Sides £179.00

DELIVERY INFORMATION

orders over £950.00 net - no charge

Bedroom Furniture

up to 3 items - £45.00

up to 6 items - £65.00

up to 9 items - £80.00

10+ items - £100.00

Room Placement of Bedroom Sets - £30.00 per Set

Lounge/Dining Furniture

1 item - £35.00

2 items - £30.00 each

3 items - £25.00 each

4+ items - £20.00 each

Dining set - £50.00 (4x chairs & 1x table)

Carrier Deliveries

Mainland England & Wales – price on application

Scotland - price on application

Please note - deliveries to outlying areas will be palletised when there is no delivery scheduled to your area.

DISPOSAL of old furniture

Bedroom Furniture

3ft mattress - £45.00

4ft mattress - £50.00

4ft6 mattress - £55.00

3ft bed base - £25.00

4ft bed base - £30.00

4ft6 bed base - £35.00

wardrobe - £40.00

chest of drawer - £25.00

bedside cabinet - £10.00

Lounge/Dining furniture

arm chair - £35.00

2 seater sofa - £50.00

3 seater sofa - £60.00

Dining Chair -£20.00

Recliner Chair -£50.00

sideboards / bookcase - £35.00

coffee table / lamp table - £10.00

Dining Table -£20.00

For any other types of disposal please contact us for a quote 01489 576555

We have a wide selection of fabrics from Panaz, ILIV, Macflex, Agua, C&L, and many more...



ILIV
— INTERIOR TEXTILES —

PANAZ

AGUA
PERFORMANCE UTILITY FABRICS

Edmund
Bell

YARWOOD
Leather

C&L Textiles
Somtex Ltd

M
MACFLEX
INTERNATIONAL LTD

CCFI

COMPLETE CONTRACT FURNITURE INSTALLATION LTD



www.ccfi.co.uk



01489 854 402



info@ccfi.co.uk

Unit 22, Park Gate Business Centre, Chandlers Way, Park Gate, SO31 1FQ

At CCFI we continuously look at ways to improve and ensure products have been updated. As a result, some designs and specifications may vary from time of print. All sizes are approximate and should be used as a guide only. Images and wood shades are for illustration purposes only. Fabric / Wood Samples are available on request.